

TECHNICAL MANUAL

**DIRECT SUPPORT AND
GENERAL SUPPORT MAINTENANCE
REPAIR PARTS AND SPECIAL TOOLS LIST
(INCLUDING DEPOT MAINTENANCE REPAIR PARTS)**

FOR

ENGINE:

MODEL 5063-539A (2815-01-371-0008)

DISTRIBUTION STATEMENTS: – Not approved for public release. Distribution restricted by ITAR. Reference Export Control Data below.

EXPORT CONTROLLED DATA: – This tangible media, including electronic or digital media, contains technical information whose export is governed by the U.S. International Traffic in Arms Regulations (ITAR). This information must not be transferred to a foreign person without the proper authorization of the U.S. Government. Violations may result in administrative, civil or criminal penalties.

TM BRAZIL-34P-ENG

INSERT LATEST UPDATED PAGES. DESTROY SUPERSEDED DATA.

LIST OF EFFECTIVE PAGES/ILLUSTRATIONS.

Note:

Date of issue for revision is:

Revision 0 **(31 OCTOBER 2012)**

TOTAL NUMBER OF PAGES FOR FRONT AND REAR MATTER IS **30** AND TOTAL NUMBER OF FIGURES IS **48** CONSISTING OF THE FOLLOWING:

Page/Illustration No.	*Change No.	Page/Illustration No.	*Change No.	Page/Illustration No.	*Change No.
Cover	0				
Figure 1 – Figure 38	0				
KIT – 1	0				
BULK -- 1	0				
Figure 39 – Figure 48	0				
I-1 – I-9	0				
I-10 – I-18	0				

*Zero in this column indicates
an original page

TM BRAZIL-34P-ENG

TABLE OF CONTENTS

	PAGE	ILLUS/ FIGURE
SECTION I INTRODUCTION	1	
SECTION II REPAIR PARTS LIST		
Group 01 ENGINE		
0100 – ENGINE ASSEMBLY		
Engine and Container Assembly	1-1	1
0101 – CRANKCASE, BLOCK CYLINDER HEAD		
Cylinder Block Assembly, and End Plate	2-1	2
Air Box Drain and Related Parts	3-1	3
Engine Front Support (Trunnion)	4-1	4
Cylinder Head Assembly and Lifting Brackets	5-1	5
0102 – CRANKSHAFT		
Crankshaft, Main Bearings, and Timing Gear	6-1	6
0103 – FLYWHEEL ASSEMBLY		
Drive Plate, Flywheel, and Housing	7-1	7
0104 – PISTONS, CONNECTING RODS		
Piston and Rod Assembly (Crosshead Type) With Liner	8-1	8
0105 – VALVES, CAMSHAFTS AND TIMING SYSTEM		
Rocker Arm Covers	9-1	9
Camshafts, Idler Gears, and Balance Gears	10-1	10
Rocker Arm Assemblies, Valves, and Cam Followers	11-1	11
Upper Front Covers	12-1	12
0106 – ENGINE LUBRICATION SYSTEM		
Oil Cooler Assembly	13-1	13
Oil Pump Inlet Pipe, Screen, and Supports	14-1	14
Oil Pan and Gage Assembly	15-1	15
Oil Filter Assembly and Adaptor	16-1	16
Lower Front Cover, Oil Pressure Regulator, and Oil Pump Assembly	17-1	17
0108 – MANIFOLDS		
Exhaust Manifolds	18-1	18
0109 – ACCESSORY DRIVING MECHANISMS		
Tachometer Drive Assembly	19-1	19
Group 03 – FUEL SYSTEM		
0301 – CARBURETOR, FUEL INJECTOR		
Fuel Injector Assembly and Related Parts	20-1	20
0302 – FUEL PUMPS		
Fuel Pump Assembly and Drive	21-1	21
Fuel Lines and Fittings	22-1	22
0305 – SUPERCHARGER, BLOWER, TURBOCHARGER OR ALTITUDE COMPENSATOR		
Blower Assembly	23-1	23
Turbocharger and Related Parts	24-1	24
Turbocharger – Exploded View 4211483-1	25-1	25
Blower Drive Gear and Related Parts	26-1	26
Air Inlet Housing and Related Parts	27-1	27
0308 – ENGINE SPEED GOVERNOR AND CONTROLS		
Governor and Cover Assembly	28-1	28
Governor Shaft and Lower Bearing	29-1	29
Governor High Speed Spring Pack and Related Parts	30-1	30
Fuel Injector Control Tubes and Linkage	31-1	31
Throttle Delay, Check Valve, and Linkage	32-1	32

TM BRAZIL-34P-ENG

TABLE OF CONTENTS

	PAGE	ILLUS/ FIGURE
0309 – FUEL FILTERS		
Fuel Filter and Strainer Assemblies	33-1	33
Group 05 COOLING SYSTEM		
0503 – WATER MANIFOLD, HEADERS, THERMOSTAT AND HOUSING GASKET		
Thermostat, Housing, Lines, and Fittings	34-1	34
0504 WATER PUMPS		
Cooler Pump Assembly, Idler Pulley, and Belt Set	35-1	35
Group 06 ELECTRICAL SYSTEM		
0603 – STARTING MOTOR		
Starter and Mounting Hardware	36-1	36
Starter Assembly (Delco-Remy)	37-1	37
Starter Assembly (Leece-Neville)	38-1	38
Group 94 SPECIAL KITS		
9401 – Repair Kits	KIT-1	
Group 95 GENERAL USE STANDARDIZED PARTS		
9501 – Bulk Material	BULK-1	
SECTION III SPECIAL TOOLS LIST		
Group 26 TOOLS AND TEST EQUIPMENT		
2604 – SPECIAL TOOLS		
Special Tools and Equipment (Organizational Support Tools)	39-1	39
Special Tools and Equipment (Direct Support Tools)	40-1	40
Special Tools and Equipment (Direct Support Tools)	41-1	41
Special Tools and Equipment (General Support Tools)	42-1	42
Special Tools and Equipment (General Support Tools)	43-1	43
Special Tools and Equipment (General Support Tools)	44-1	44
Special Tools and Equipment (General Support Tools)	45-1	45
Special Tools and Equipment (General Support Tools)	46-1	46
Special Tools and Equipment (General Support Tools)	47-1	47
Special Tools and Equipment (General Support Tools)	48-1	48
SECTION IV CROSS REFERENCE INDEXES		
NATIONAL STOCK NUMBER INDEX	I-1	
PART NUMBER INDEX	I-10	

**DIRECT SUPPORT AND
GENERAL SUPPORT MAINTENANCE
REPAIR PARTS AND SPECIAL TOOLS LIST
(INCLUDING DEPOT MAINTENANCE REPAIR PARTS AND SPECIAL TOOLS LIST)**

Section I. INTRODUCTION

1. Scope

This RPSTL lists and authorizes spares and repair parts; special tools; special test, measurement, and other diagnostic equipment (TMDE); and other special support equipment required for performance of Direct Support, and General Support Maintenance of the Engine w/Container (Model 5063-539A). This RPSTL authorizes the requisitioning, issue, and disposition of spares, repair parts, and special tools as indicated by the source, maintenance, and recoverability (SMR) codes.

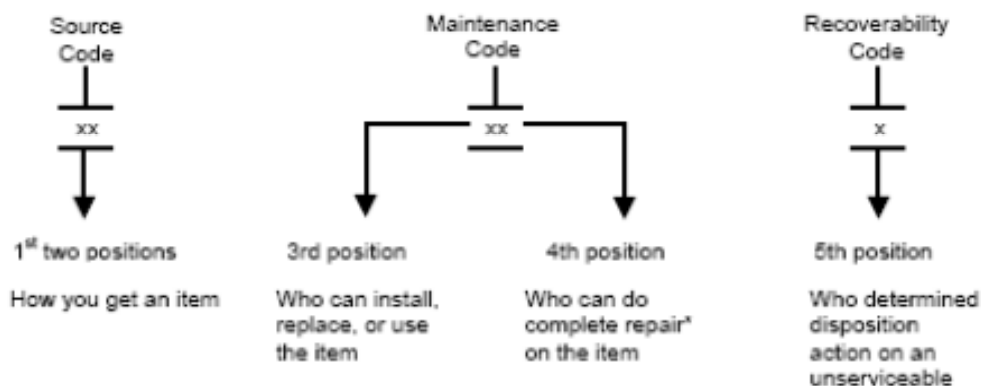
2. General

In addition to Section I, Introduction, this Repair Parts and Special Tools List is divided into the following sections:

- a. Section II. Repair Parts List. A list of spares and repair parts authorized by this RPSTL for use in the performance of maintenance. The list also includes parts which must be removed for replacement of the authorized parts. Parts lists are composed of functional groups in ascending alphanumeric sequence, with the parts in each group listed in ascending figure and item number sequence. Bulk materials are listed in item name sequence. Repair kits are listed separately in their own functional group within Section II. Repair parts for repairable special tools are also listed in this section. Items listed are shown on the associated illustration(s)/figure(s).
- b. Section III. Special Tools List. A list of special tools, special TMDE, and other special support equipment authorized by this RPSTL (as indicated by Basis of Issue (BOI) information in DESCRIPTION AND UOC columns) for the performance of maintenance.
- c. Section IV. Cross-Reference Indexes. A list, in National Item Identification Number (NIIN) sequence, of all National stock numbered items appearing in the listings, followed by a list in alphanumeric sequence of all part numbers appearing in the listing. National stock numbers and part numbers are cross-referenced to each illustration figure and item number appearance.

3. Explanation of Columns (Section II and III).

- a. ITEM NO. (Column (1)). Indicates the number used to identify items called out in the illustration.
- b. SMR CODE (Column (2)). The Source, Maintenance, and Recoverability (SMR) code is a 5-position code containing supply/requisitioning information, maintenance category authorization criteria, and disposition instruction, as shown in the following breakout:



*Complete Repair – Maintenance capacity, capability, and authority to perform all corrective maintenance tasks of the *repair* function in a use/user environment in order to restore serviceability to a failed item.

- (1) Source Code. The source code tells you how to get an item needed for maintenance, repair, or overhaul of an end item/equipment. Explanation of source codes follows:

Code	Explanation
PA PB PC** PD PE PF PG	<p>Stocked items; use the applicable NSN to request/requisition items with these source codes. They are authorized to the maintenance level indicated by the code entered in the 3rd position of the SMR code.</p> <p>**NOTE: Items coded PC are subject to deterioration.</p>
KD KF KB	<p>Items with these codes are not to be requested/requisitioned individually. They are part of a kit which is authorized to the maintenance level indicated in the 3rd position of the SMR code. The complete kit must be requisitioned and applied.</p>

*Code**Application/Explanation*

MO – Made at
UM/AVUM level

MF – Made at
DS/AVUM level

MH – Made at GS level

ML – Made at Specialized
Repair Activity (SRA)

MD – Made at Depot

Items with these codes are not to be requested/requisitioned individually. They must be made from bulk material which is identified by the part number in the DESCRIPTION AND USABLE ON CODE (UOC) column and listed in the Bulk Material group of the repair parts list in this RPSTL. If the item is authorized to you by the 3rd position code of the SMR code, but the source code indicates it is made at a higher level, order the item from the higher level of maintenance.

AO – Assembled by
UM/AVUM Level

AF – Assembled by
DS/AVUM Level

AH – Assembled by
GS Category

AL – Assembled by SRA

AD – Assembled by Depot

Items with these codes are not to be requested/requisitioned individually. The parts that make up the assembled item must be requisitioned or fabricated and assembled at the level of maintenance indicated by the source code. If the 3rd position code of the SMR code authorizes you to replace the item, but the source code indicates the item is assembled at a higher level, order the item from the higher level of maintenance.

XA – Do not requisition an “XA”-coded item. Order its next higher assembly. (Also, refer to the NOTE below.)

XB – If an “XB” item is not available from salvage, order it using the CAGEC and part number given.

XC – Installation drawing, diagram, instruction sheet, or field service drawing, that is identified by manufacturer’s part number.

XD – Item is not stocked. Order an “XD”-coded item through normal supply channels using the CAGEC and part number given, if no NSN is available.

NOTE: Cannibalization or controlled exchange, when authorized, may be used as a source of supply for items with the above source codes, except for those source coded “XA”.

- (2) Maintenance Code. Maintenance codes tell you the level(s) of maintenance authorized to USE and REPAIR support items. The maintenance codes are entered in the third and fourth positions of the SMR Code as follows:

- (a.) The maintenance code entered in the third position tells you the lowest maintenance level authorized to remove, replace, and use an item. The maintenance code entered in the third position will indicate authorization to one of the following levels of maintenance.

<i>Code</i>	<i>Application/Explanation</i>
C	Crew or operator maintenance done within unit maintenance.
O	Unit maintenance can remove, replace, and use the item.
F	Direct support level can remove, replace, and use the item.
H	General support level can remove, replace, and use the item.
L	Specialized repair activity can remove, replace, and use the item.
D	Depot level can remove, replace, and use the item.

- (b.) The maintenance code entered in the fourth position tells whether or not the item is to be repaired and identifies the lowest maintenance level with the capability to do complete repair (i.e., perform all authorized repair functions). (NOTE: Some limited repair may be done on the item at a lower level of maintenance, if authorized by the Maintenance Allocation Chart (MAC) and SMR codes.) This position will contain one of the following maintenance codes.

<i>Code</i>	<i>Application/Explanation</i>
O	Unit maintenance is the lowest level that can do complete repair of the item.
F	Direct support is the lowest level that can do complete repair of the item.
H	General support is the lowest level that can do complete repair of the item.
L	Specialized repair activity is the lowest level that can do complete repair of the item.
D	Depot is the lowest level that can do complete repair of the item.
Z	Non-repairable. No repair is authorized.
B	No repair is authorized. (No parts or special tools are authorized for the maintenance of a "B" coded item); however, the item may be reconditioned by adjusting, lubricating, etc., at the user level.

- (3) *Recoverability Code*. Recoverability codes are assigned to items to indicate the disposition action on unserviceable items. The recoverability code is entered in the fifth position of the SMR Code as follows:

<i>Recoverability Code</i>	<i>Application/Explanation</i>
Z	Non-repairable item. When unserviceable, condemn and dispose of the item at the level of maintenance shown in 3rd position of SMR Code.
O	Repairable item. When uneconomically repairable, condemn and dispose of the item at unit maintenance level.
F	Repairable item. When uneconomically repairable, condemn and dispose of the item at the direct support level.
H	Repairable item. When uneconomically repairable, condemn and dispose of the item at the general support level.
D	Repairable item. When beyond lower level repair capability, return to depot. Condemnation and disposal of item not authorized below depot level.
L	Repairable item. Condemnation and disposal not authorized below specialized repair activity (SRA).
A	Item requires special handling or condemnation procedures because of specific reasons (e.g., precious metal content, high dollar value, critical material, or hazardous material). Refer to appropriate manuals/ directives for specific instructions.

- c. *NSN (Column (3))*. The national stock number for the item is listed in this column.
- d. *CAGE (Column (4))*. The Commercial and Government Entity (CAGE) code is a 5-digit numeric code which is used to identify the manufacturer, distributor, or Government agency, etc., that supplies the item.
- e. *PART NUMBER (Column (5))*. Indicates the primary number used by the manufacturer (individual, company, firm, corporate, or Government activity), which controls the design and characteristics of the item by means of its engineering drawings, specifications standards, and inspection requirements to identify an item or range of items.

NOTE: When you use a NSN to requisition an item, the item you receive may have a different part number from the part ordered.

- f. *DESCRIPTION (COLUMN (6))*. This column includes the following information:
- (1) The Federal item name and, when required, a minimum description to identify the item.
 - (2) The physical security classification of the item is indicated by the parenthetical entry abbreviation; e.g., Phy sec C1 (C) – Confidential, Phy sec C1 (S) – Secret, Phy sec (T) – Top Secret.
 - (3) Items that are included in kits and sets are listed below the name of the kit or set on Figure KIT.

(4) Spare/repair parts that make up an assembled item are listed immediately following the assembled item line entry.

(5) Part numbers for bulk materials are referenced in this column in the line entry for the item to be manufactured/fabricated.

(6) In the Special Tools List section, the basis of issue (BOI) appears as the last line(s) in the entry for each special tool, special TMDE, and other special support equipment. When density of equipment supported exceeds density spread indicated in the basis of issue, the total authorization is increased proportionately.

(7) The statement "END OF FIGURE" appears just below the last item description in Column 6 for a given figure in both Section II and Section III.

- g. QTY (Column (7)). The QTY (quantity per figure column) indicates the quantity of the item used in the breakout shown on the illustration figure, which is prepared for a functional group, sub-functional group, or an assembly. A "V" appearing in this column in lieu of a quantity indicates that the quantity is variable and the quantity may vary from application to application.

4. Explanation of Columns (Section IV).

a. NATIONAL STOCK NUMBER (NSN) INDEX.

(1) STOCK NUMBER column. This column lists the NSN by National item identification number (NIIN) sequence. The NIIN consists of the last nine digits of the NSN (i.e., 5305-01-674-1467. When NIIN using this column to locate an item, ignore the first 4 digits of the NSN; however, the complete NSN should be used when ordering items by stock number.

(2) FIG. column. This column lists the number of the figure where the item is identified/located. The figures are in numerical order in Section II and Section III.

(3) ITEM column. The item associated with the figure listed in the adjacent FIG. column. This item is also identified by the NSN listed on the same line.

- b. PART NUMBER INDEX. Part numbers in this index are listed by part number in ascending alphanumeric sequence (i.e., vertical arrangement of letter and number combination which places the first letter or digit of each group in order A through Z, followed by the numbers 0 through 9 and each following letter or digit in like order).

(1) CAGE column. The Commercial and Government Entity (CAGE) code is a 5-digit numeric code used to identify the manufacturer, distributor, or Government agency, etc., that supplies the item.

(2) PART NUMBER column. Indicates the primary number used by the manufacturer (individual, firm, or corporation, or Government activity), which controls the design and characteristics of the item by means of its engineering drawings, specifications standards, and inspection requirements to identify an item or range of items.

(3) STOCK NUMBER column. This column lists the NSN for the associated part number and manufacturer identified in the PART NUMBER and CAGE columns to the left.

(4) FIG. column. This column lists the number of the figure where the item is identified/located in Section II and III.

(5) ITEM column. The item number is that number assigned to the item as it appears in the figure referenced in the adjacent figure number column.

5. Special Information.

- a. FABRICATION INSTRUCTIONS. Bulk materials required to manufacture items are listed in the Bulk Material portion of this RPSTL. Part numbers for bulk materials are also referenced in the description column of the line item entry for the item to be manufactured/fabricated.
- b. ASSEMBLY INSTRUCTION. Items that make up the assembly are listed immediately following the assembly item entry or reference is made to an applicable figure.
- c. KITS. Line item entries for repair parts kits appear in a group in Section II (see table of contents).
- d. INDEX NUMBERS. Items which have the word BULK in the figure column will have an index number shown in the item number column. This index number is a cross-reference between the National Stock Number/Part Number index and the Bulk Material list in Section II.
- e. ASSOCIATED PUBLICATIONS. The publication(s) listed below pertain to the Personnel Carriers M113A2 MK1, vehicle and it's components.

Publication**Short Title**

TM BRAZIL-24P-VEH

Carrier, Personnel, Full Tracked, Armored; M113A2 MK1

6. How to Locate Repair Parts.**a. When National Stock Number or Part Number is Not Known.**

- (1) First. Using the table of contents, determine the assembly group or subassembly group to which the item belongs. This is necessary since figures are prepared for assembly groups and subassembly groups, and listings are divided into the same order.
- (2) Second. Find the figure covering the assembly group or subassembly group to which the item belongs.
- (3) Third. Identify the item on the figure and use the Figure and Item Number Index to find the NSN.

b. When National Stock Number or Part Number is Known.

- (1) First. Using the National Stock Number or the Part Number index, find the pertinent National Stock Number or Part Number. The NSN index is in National Item Identification Number (NIIN) sequence (see 4.a(1)). The part numbers in the Part Number index are listed in ascending alphanumeric sequence (see 4 b). Both indexes cross-reference you to the illustration/figure and the item number of the item you are looking for.
- (2) Second. Turn to the figure and item number, verify that the item is the one you're looking for, then locate the item number in the repair parts list for the figure.

7. Abbreviations.

<u>Abbreviation</u>	<u>Explanation</u>
Assy	Assembly
BLO	Blower
BLK	Block
BRG	Bearing
BRKT	Bracket
CAGE	Commerical and Government Entity
CLR	Cooler
COV	Cover
CYL	Cylinder
FOV	Family of Vehicles
FR	Front
GOV	Governor
GR	Grade
HD	Head
HSG	Housing
INJ	Injector
LBK	Left Bank
LG	Long
LWR	Lower
NSN	National Stock Number
OPT	Optional
OVS	Oversized
P/N	Part Number
PC	Piece
PKG	Package
PSI	Pounds-force per Square Inch
PT	Point
QTY	Quantity
RBK	Right Bank
SAE	Society of Automotive Engineers
STD	Standard
THK	Thick
TURBO	Turbocharger
U/W	Used With
UNC	Unified National Coarse Thread
UNF	Unified National Fine Thread
UNJF	UNF - Controlled Radius Root Thread
UNRC	UNC - Rounded Root Thread
UPR	Upper
US	Undersized
W/	With
XMSN	Transmission

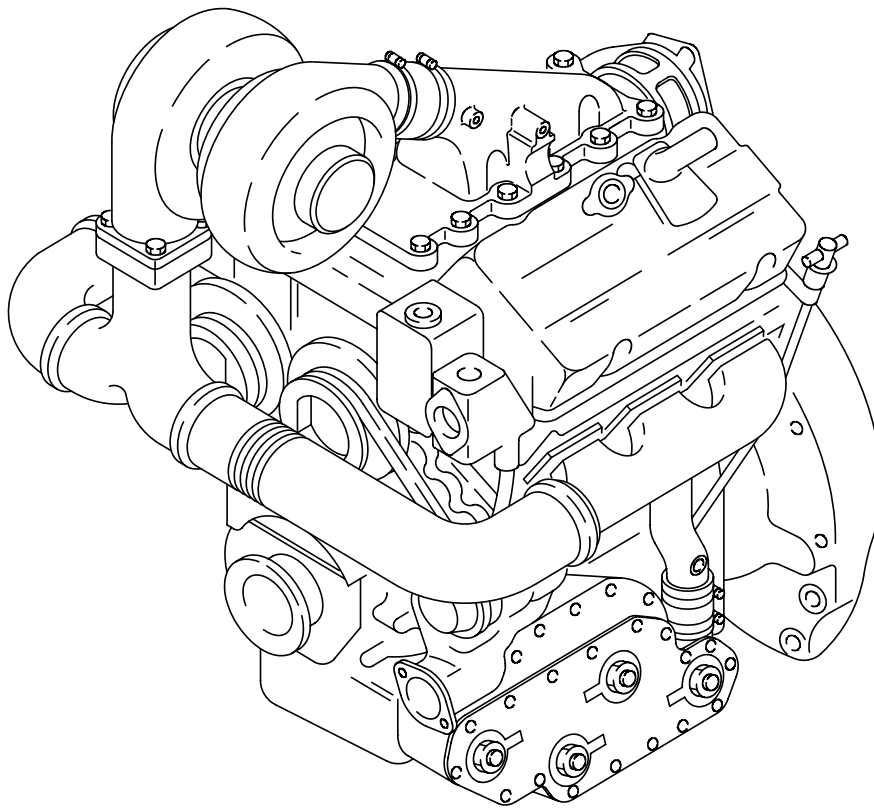


Figure 1. Engine and Container Assembly

U.S. Export Controlled Data – See title page.

SECTION II

TM BRAZIL-34P-ENG

(1) ITEM NO	(2) SMR	(3) NSN	(4) CAGE	(5) PART NUMBER	(6) DESCRIPTION AND USABLE ON CODES (UOC)	(7) QTY
					GROUP 01 ENGINE GROUP 0100 ENGINE ASSEMBLY FIG. 1 ENGINE ASSEMBLY	
1	PAFHD		80212	4211483-1	ENGINE ASSEMBLY, DIESEL	1

END OF FIGURE

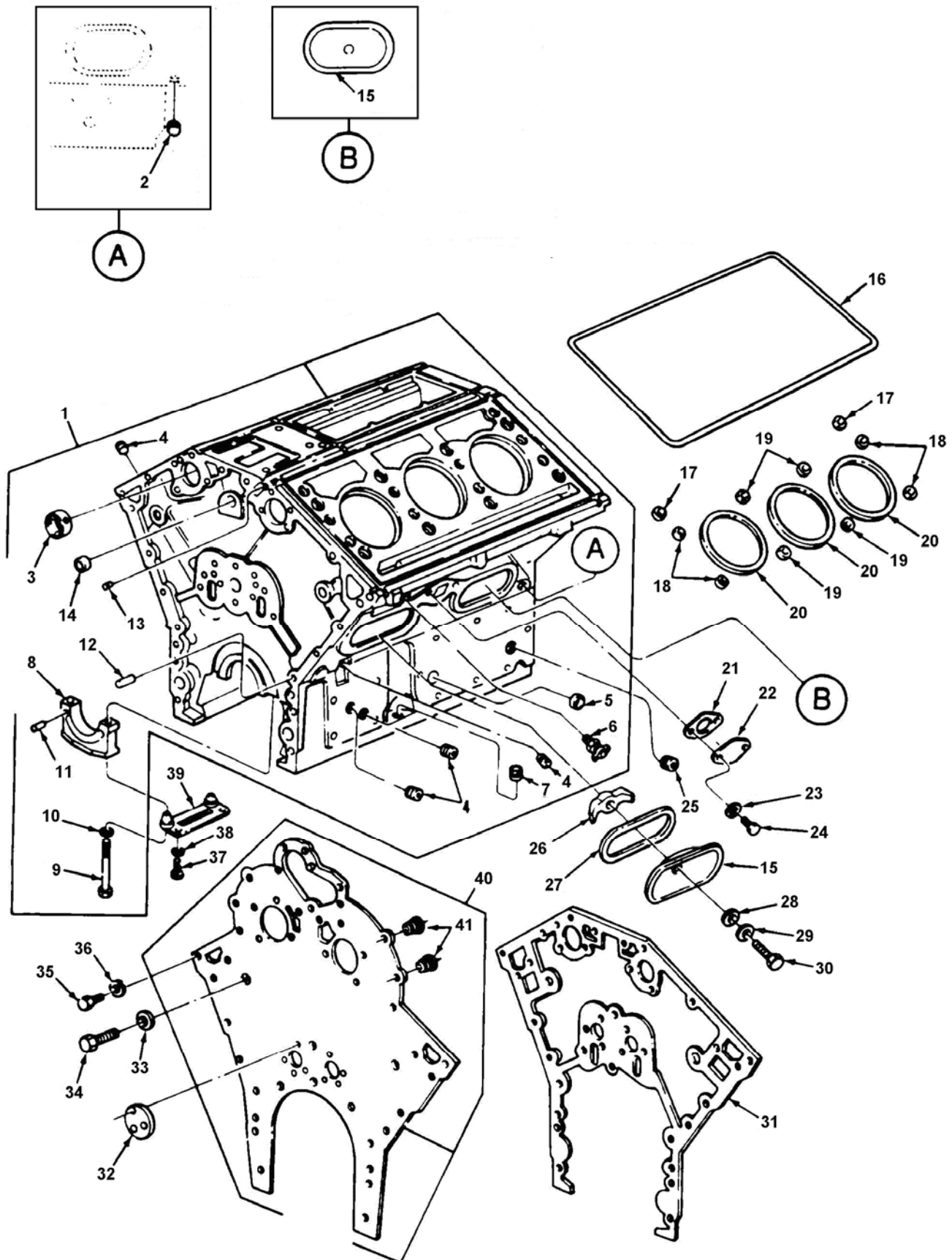


Figure 2. Cylinder Block Assembly, End Plate, and Related Parts

U.S. Export Controlled Data – See title page.

SECTION II

TM BRAZIL-34P-ENG

(1) ITEM NO	(2) SMR	(3) NSN	(4) CAGE	(5) PART NUMBER	(6) DESCRIPTION AND USABLE ON CODES (UOC)	(7) QTY
GROUP 0101 CRANKCASE, BLOCK CYLINDER HEAD FIG. 2 CYLINDER BLOCK ASSEMBLY, AND END PLATE						
1	PAHHH	2815-01-248-2554	72582	8926997	ENGINE BLOCK ASSEMBLY.....	1
2	PAHHH	4730-01-188-3492	72582	8923313	.PLUG, 3/4 IPE RBK FRONT OIL GALLERY ..	1
3	PAHZZ	3120-00-089-3536	72582	5197944	.BEARING CAMSHAFT, STD.....	1
3	PAHZZ	3120-01-127-6531	72582	5198983	.BEARING CAMSHAFT, 010 OD.....	V
3	PAHZZ	3120-00-921-5389	72582	5197945	.BEARING CAMSHAFT, 010 ID	V
3	PAHZZ	3120-00-921-5390	72582	5197946	.BEARING CAMSHAFT, 020 ID	V
4	PAHZZ	4730-00-371-5337	72582	8924380	.PLUG, 1/8-27 IPE	4
5	PAHZZ	2815-00-921-5348	72582	5119218	.PLUG OIL COOLER HOLE, RT.....	1
6	PAFZZ	4820-00-752-9040	58536	AA59440/1-004	.COCK, DRAIN	3
7	PAHZZ	4730-01-398-7635	72582	8923847	.PLUG, PIPE, DIPSTICK	2
8	PBHZZ	3130-01-157-8861	72582	5132479	.CAP, PILLOW BLOCK MAIN BEARING.....	4
9	PAHZZ	5306-00-933-0994	72582	5141701	.BOLT 9/16-12UNC-3AX6.24 GR8	8
10	PAHZZ	5310-01-132-0830	72582	8921876	.WASHER MAIN BEARING CAP.....	8
11	PAHZZ	5315-00-014-1346	72582	141346	.PIN, STRAIGHT 3/16 X 1/2	4
12	PAHZZ	5315-01-137-3373	72582	5103045	.PIN, STRAIGHT 5/16 X 3/8	4
13	PAHZZ	5340-00-237-8324	72582	5150130	.PLUG, EXPANSION RT REAR OF BLOCK ..	1
14	PAHZZ	5340-00-919-2876	72582	5109157	.PLUG, CUP MAIN OIL GALLERY	2
15	PAFZZ	5340-00-921-5386	72582	8921313	.COVER,ACCESS	4
16	PAFZZ	5330-00-921-5344	72582	5116292	.SEAL.....	2
PART OF KIT P/N 5199811						
17	PAFZZ	5310-00-774-9545	72582	6116122	.RING SEAL.....	4
PART OF KIT P/N 5199811						
18	PAFZZ	5310-00-880-1264	72582	5116290	.RING SEAL.....	8
PART OF KIT P/N 5199811						
19	PAFZZ	5330-00-880-1263	72582	5121207	.RING SEAL.....	8
PART OF KIT P/N 5199811						
20	PAFZZ	5330-00-780-5243	72582	5121254	.GASKET	6
PART OF KIT P/N 5199811						
21	PAFZZ	5330-00-613-9397	72582	5116357	.GASKET	1
PART OF KIT P/N 5199811						
22	PAFZZ	5340-00-921-5355	72582	5123918	.COVER	1
23	PAFZZ	5310-00-407-9566	39428	MS35338-45	.WASHER, LOCK 5/16	2
24	PAFZZ	5306-00-226-4825	80204	B1821BH031C075N	.BOLT, MACHINE 5/16-18UNC-2AX3/4 GR8	2
25	PAHZZ	4730-01-188-3492	72582	8923313	.PLUG, 3/4	1
26	PAFZZ	5340-01-108-2417	72582	5107440	.CLAMP, BRIDGE	4
27	PAFZZ	5330-01-118-5600	72582	5107441	.GASKET	4
28	PAFZZ	5330-01-346-3821	81343	MS35769-7	.GASKET	4
29	PAFZZ	5310-00-080-6004	96906	MS27183-14	.WASHER,FLAT 3/8	4
30	PAFZZ	5305-00-269-3237	80204	B1821BH038F113N	.SCREW, 3/8-24UNF-2AX1-1/8 GR8	4
31	PAHZZ	5330-00-789-4846	72582	5133397	.GASKET	1
32	PAHZZ	5365-00-901-1032	72582	5123802	.SHIM LEFT BANK	1
33	PAHZZ	5310-00-807-1367	72582	5188274	.WASHER 1/2, SPECIAL LEFT BANK	2
34	PAHZZ	5305-00-071-2069	80204	B1821BH050C150N	.SCREW, 1/2-13UNC-2AX1-1/2 GR 8	
LEFT BANK						
35	PAHZZ	5305-00-942-2196	80204	B1821BH038C100D	.SCREW, 3/8-16UNC-2AX1 GR8	10
36	PAHZZ	5310-00-637-9541	65035	P49866-11	.WASHER, LOCK 3/8	10
37	PAHZZ	5305-00-921-5364	72582	9414523	.SCREW, 7/16-14UNC-2AX1 GR8	8
38	PAHZZ	5310-01-209-7979	72582	5125608	.WASHER, FLAT 7/16	8
39	PAHZZ	2815-00-010-0297	72582	5132695	.STABILIZER	4
40	PAHZZ	2815-00-999-2348	16236	CS815-SVS-0704	.COVER, TIMING, GEAR.....	1
41	PAHZZ	5325-00-921-6413	72582	5121459	.INSERT NUT, SCREW, THREAD 3/8-24	2

END OF FIGURE

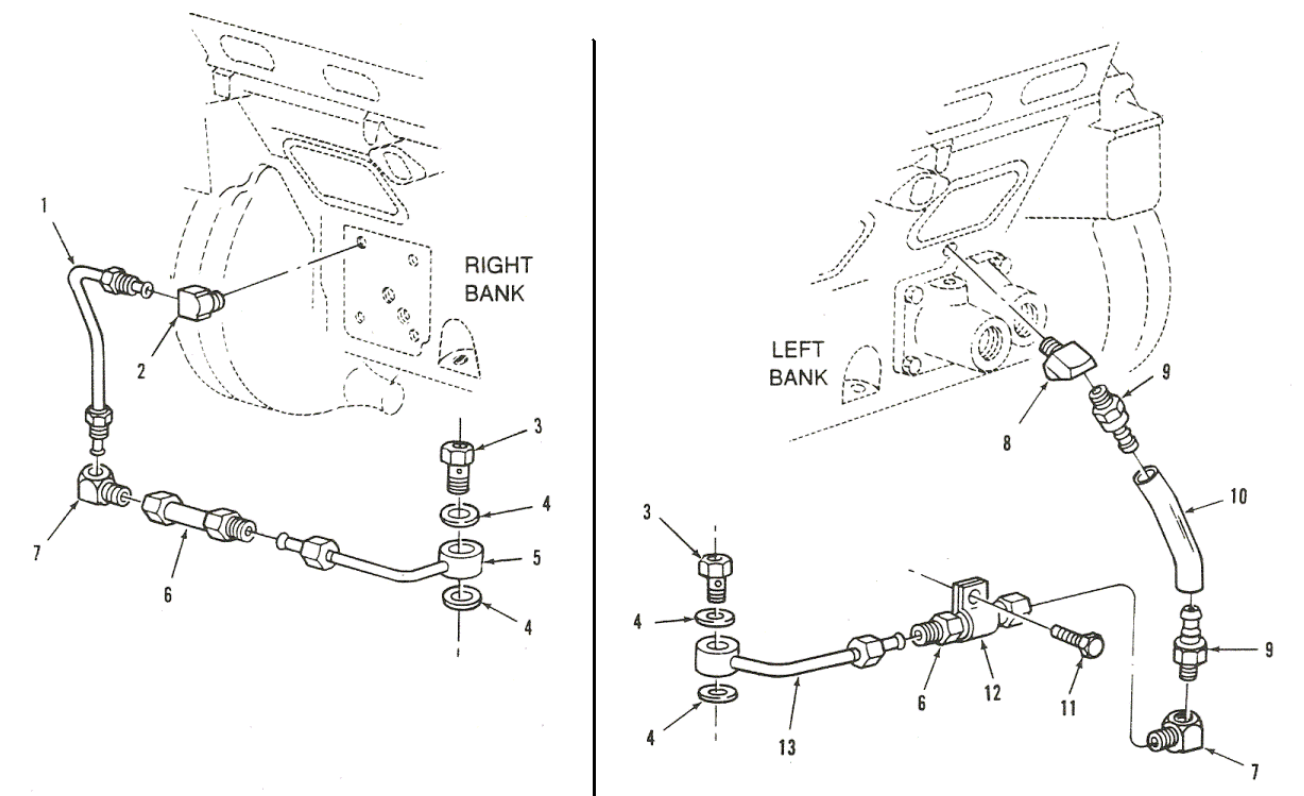


Figure 3. Air Box Drain and Related Parts

U.S. Export Controlled Data – See title page.

SECTION II

TM BRAZIL-34P-ENG

(1) ITEM NO	(2) SMR	(3) NSN	(4) CAGE	(5) PART NUMBER	(6) DESCRIPTION AND USABLE ON CODES (UOC)	(7) QTY
					GROUP 0101 CRANKCASE, BLOCK, CYLINDER HEAD FIG. 3 AIR BOX DRAIN AND RELATED PARTS	
1	PAOZZ	4710-01-450-8835	72582	23502674	TUBE ASSEMBLY, METAL (UPPER)	1
2	PAOZZ	4730-01-187-6671	72582	8925032	ELBOW, PIPE TO TUBE	1
3	PAOZZ	2815-01-210-6950	72562	5104370	ADAPTER OIL GAGE, RIGHT & LEFT	2
					BANKS	
4	PAOZZ	5310-00-532-8136	72582	5151921	WASHER, FLAT RIGHT BANK	4
5	PAOZZ	4710-01-335-7490	6N512	23502675	TUBE ASSEMBLY, METALLIC	1
6	PAOZZ	4820-01-160-8172	72582	8996207	CHECK VALVE ASSY	2
7	PAOZZ	4730-01-223-3510	72582	8925128	ELBOW, TUBE	2
8	PAOZZ	4730-01-321-6412	72582	8925024	ELBOW, TUBE	1
9	PAOZZ	4730-01-335-0228	72582	5114048	ADAPTER, STRAIGHT, PIPE	2
10	PAOZZ	4720-01-450-8836	72582	5108278	HOSE, NONMETALLIC	1
11	PAOZZ	5305-00-018-6622	72582	186622	SCREW, CAP. HEXAGON HEAD	1
12	PAOZZ	5340-01-283-5646	72582	5146788	CLAMP, LOOP	1
13	PAOZZ	4710-01-335-7489	6N512	23504771	TUBE ASSY	1

END OF FIGURE

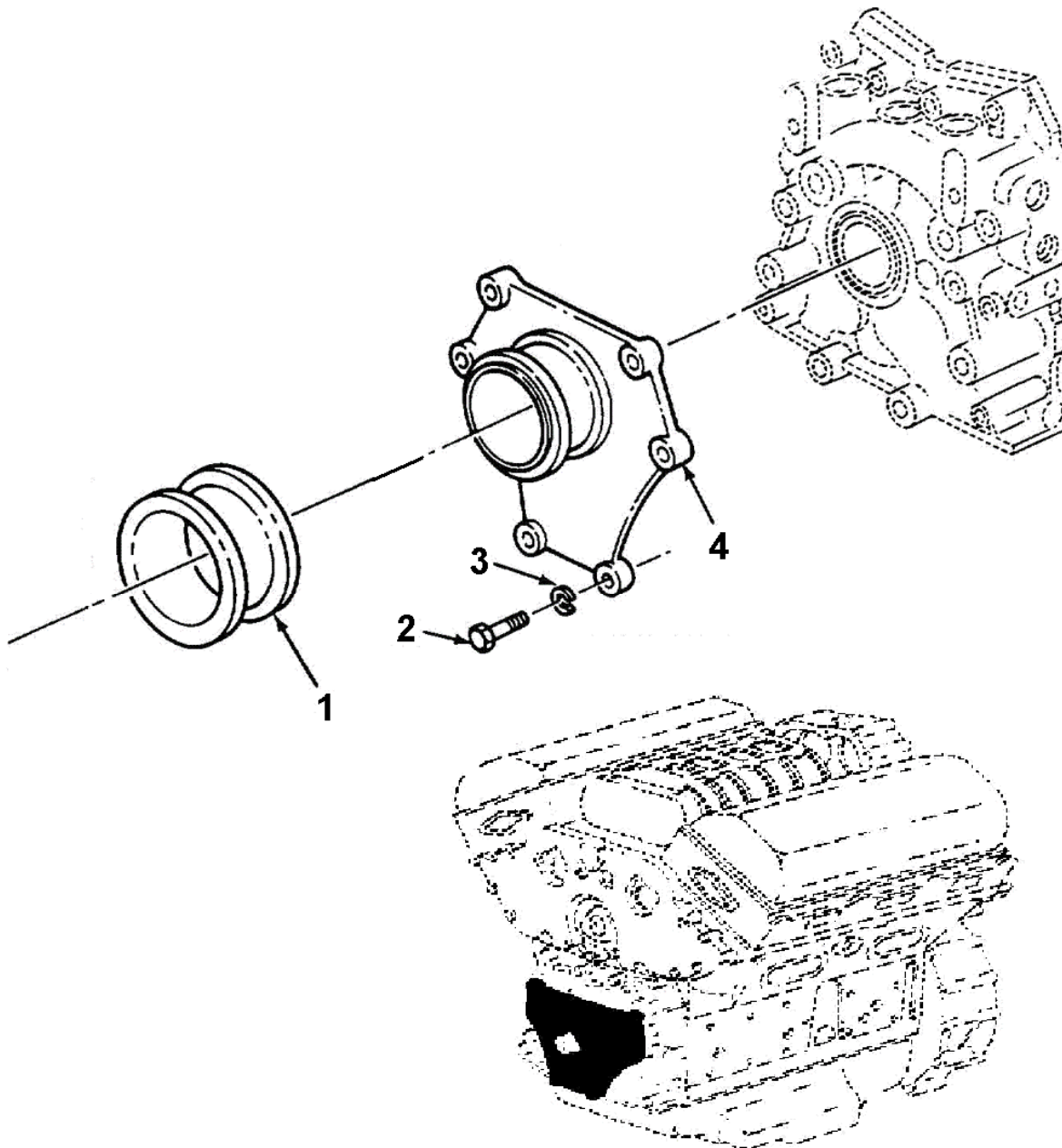


Figure 4. Engine Front Support (Trunnion)

U.S. Export Controlled Data – See title page.

SECTION II

TM BRAZIL-34P-ENG

(1) ITEM NO	(2) SMR	(3) NSN	(4) CAGE	(5) PART NUMBER	(6) DESCRIPTION AND USABLE ON CODES (UOC)	(7) QTY
					GROUP 0101 CRANKCASE, BLOCK, CYLINDER HEAD FIG. 4 ENGINE FRONT SUPPORT (TRUNNION)	
1	PAFZZ	5330-00-599-6624	72582	5166864	PACKING, PREFORMED.....	1
2	PAFZZ	5305-00-071-1788	80204	B1821BH044C125N	SCREW, 7/16-14UNC-2AX1-1/4 GR8.....	6
3	PAFZZ	5310-00-209-0965	80205	MS35338-47	WASHER, LOCK	6
4	PAFZZ		72582	51247162	SUPPORT, FRONT MOUNT	1

END OF FIGURE

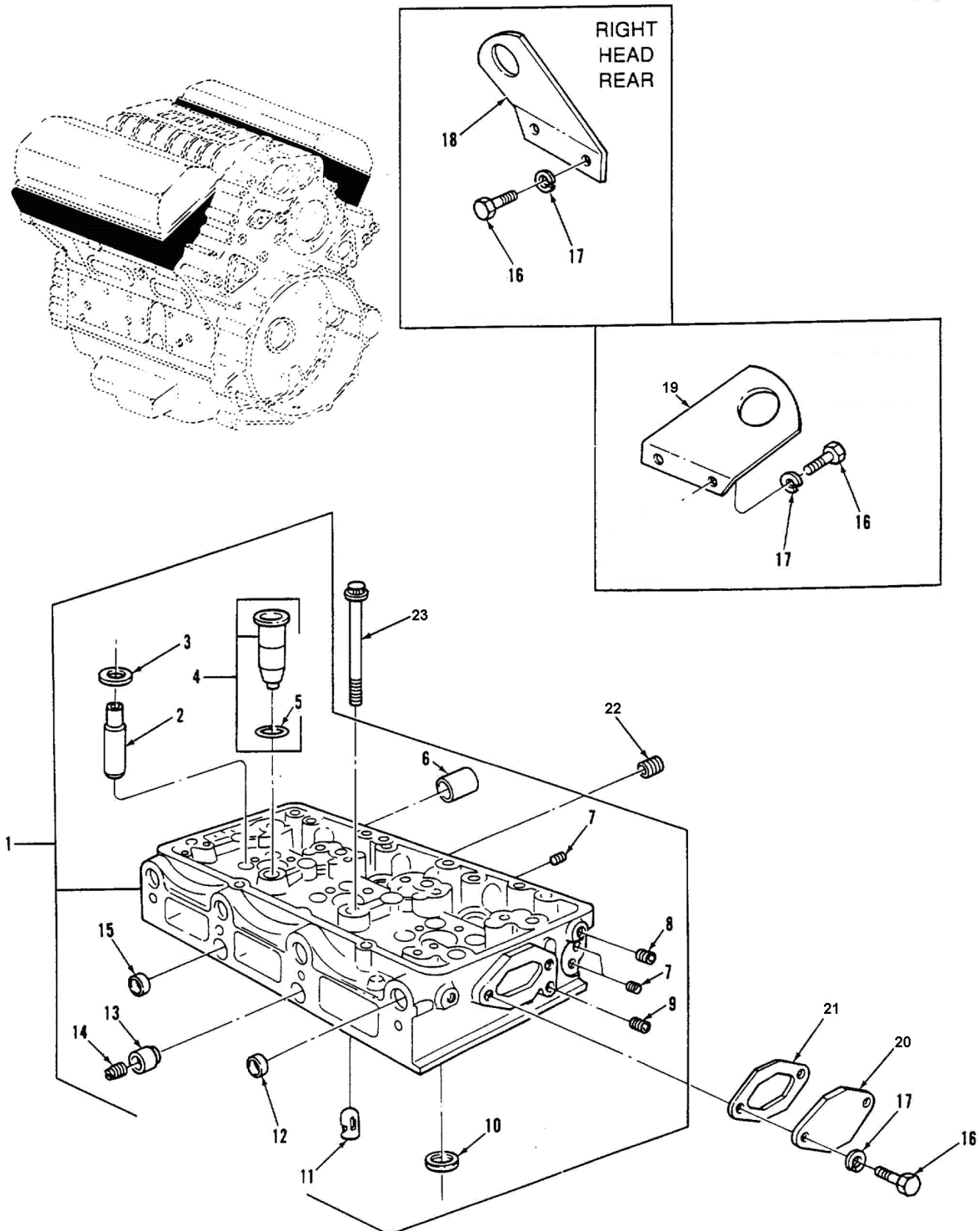


Figure 5. Cylinder Head Assembly and Lifting Brackets

U.S. Export Controlled Data – See title page.

SECTION II

TM BRAZIL-34P-ENG

(1) ITEM NO	(2) SMR	(3) NSN	(4) CAGE	(5) PART NUMBER	(6) DESCRIPTION AND USABLE ON CODES (UOC)	(7) QTY
GROUP 0101 CRANKCASE, BLOCK, CYLINDER HEAD FIG. 5 CYLINDER HEAD ASSEMBLY AND LIFTING BRACKETS						
1	PAFHH	2815-00-789-1006	72582	5198203	CYLINDER HEAD, DIESEL	2
2	PAHZZ	2815-00-159-3528	72582	5131961	.GUIDE, VALVE STEM	16
3	PAFZZ	5310-00-053-8377	72582	5111467	.WASHER, FLAT VALVE SPRING SEAT.....	24
4	PAHZZ	2910-00-004-3443	72582	8925981	.PARTS KIT, FUEL INJECTION NOZZLE	6
5	PAHZZ	5331-00-599-0505	72582	5104701	.O-RING	6
6	PAHZZ	3120-00-921-5342	72582	5116262	.BUSHING, SLEEVE GOVERNOR LINKAGE	2
7	PAHZZ	4730-01-398-7635	72582	8923847	.PLUG, PIPE 5 PC'S IN LBK	12
8	PAHZZ	5365-00-142-1775	72915	5154453	.PLUG, 3/8 -16 MACHINE THREAD.....	4
9	PAFZZ	4730-00-371-5337	72582	8924380	.PLUG, PIPE 1/8 -27 W/SEAL	2
10	PAHZZ	2815-00-953-1401	72582	8921502	INSERT, ENGINE VALVE	12
11	PAHZZ	2930-00-074-1922	72582	5119293	.NOZZLE, WATER, CYLINDER.....	4
12	PAHZZ	5340-00-921-5380	72582	5151449	.PLUG 13/16 CUP.....	6
13	PAHZZ	3805-00-332-5547	72582	5144425	.ADAPTER CYLINDER HEAD	1
14	PAFZZ	5340-01-363-7839	72582	5198655	.PLUG	1
15	PAHZZ	5340-00-202-0765	72582	5139997	.PLUG, EXPANSION WATER GALLERY.....	3
16	PAOZZ	5305-00-068-0510	80204	B1821BH038C100N	SCREW, 3/8-16UNC-2AX1	8
17	PAOZZ	5310-00-637-9541	65035	P49866-11	WASHER, LOCK	8
18	PAOZZ	5342-00-435-2347	72582	5127949	BRACKET REAR	1
19	PAOZZ	2590-00-999-2340	72582	5125488	BRACKET, LIFTING	1
20	PAFZZ	2815-00-921-5378	72582	5136610	COVER	2
21	PAFZZ	5330-00-055-1584	72582	5116242	GASKET	2
22	PAHZZ	5365-00-142-1775	72915	5154453	PLUG, 3/8	4
23	PAFZZ	5306-00-792-8248	72582	5121263	BOLT, SHOULDER 5/8-11UNC-3AX6-1/8 GR8	16

END OF FIGURE

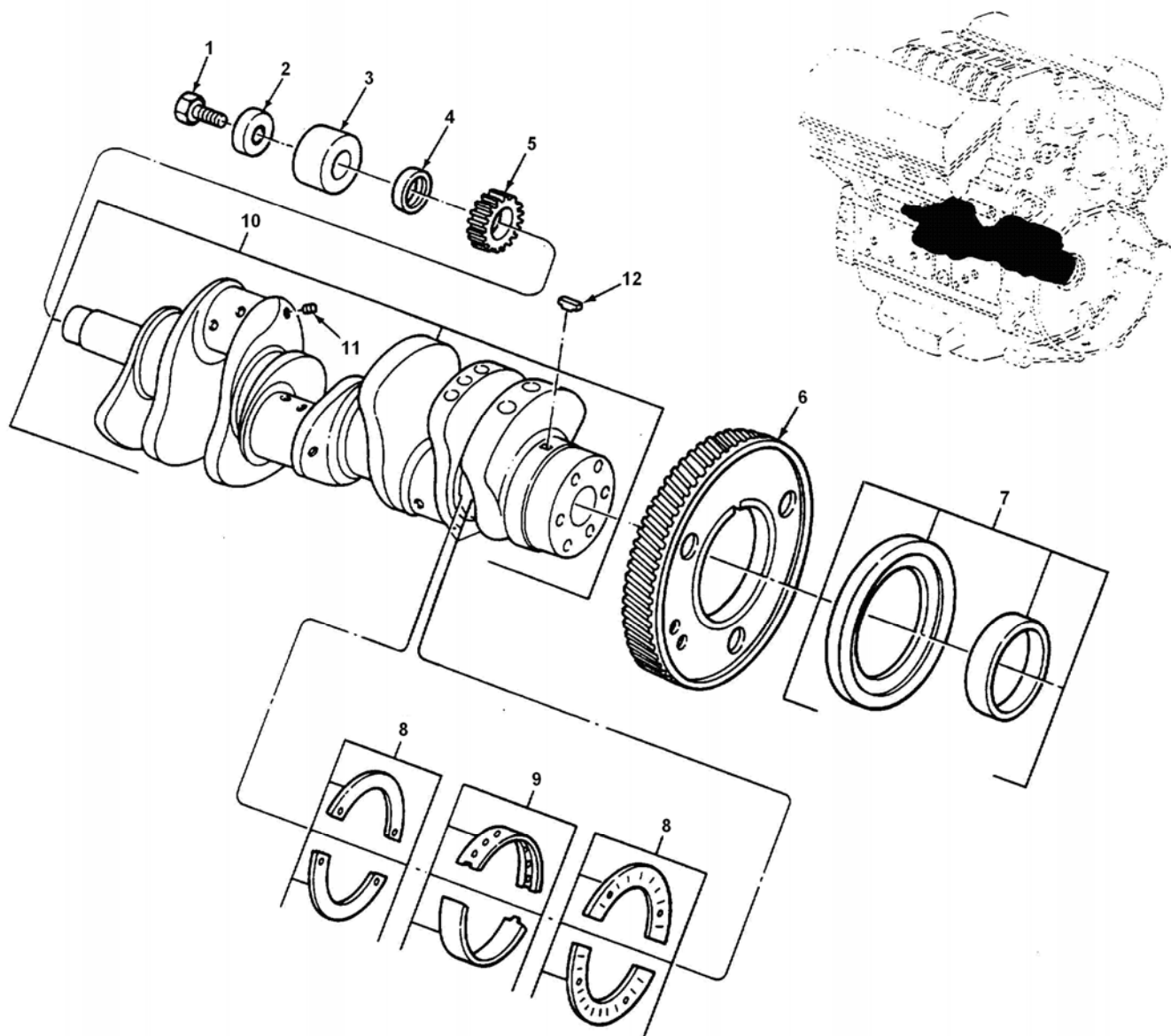


Figure 6. Crankshaft, Main Bearings, and Timing Gear

U.S. Export Controlled Data – See title page.

SECTION II

TM BRAZIL-34P-ENG

(1) ITEM NO	(2) SMR	(3) NSN	(4) CAGE	(5) PART NUMBER	(6) DESCRIPTION AND USABLE ON CODES (UOC)	(7) QTY
GROUP 0102 CRANKSHAFT FIG. 6 CRANKSHAFT, MAIN BEARINGS AND TIMING GEAR						
1	PAFZZ	5305-00-082-6821	80204	B1821BH075F175N	SCREW, 3/4-16UNF-2AX1-3/4 GR8	1
2	PAFZZ	5365-00-932-4869	72582	5180291	SPACER, RING	1
3	PAFZZ	4810-01-209-3412	72582	5138945	SLEEVE DIRECTIONAL	1
4	PAFZZ	5365-00-930-3266	3B518	5138786	SPACER, RING	1
4	PAFZZ	3120-00-113-0612	72582	5198502	BUSHING, SLEEVE U/W SEAL, PLAIN	1
5	PAFZZ	3020-00-234-2991	72582	8921172	ENCASED GEAR, SPUR	1
6	PAHZZ	3020-01-122-8276	72582	5107071	GEAR, HELICAL.....	1
7	PAFZZ	5330-01-176-7872	72582	8926902	SEAL, PLAIN ENCASED W/ SLEEVE	1
7	PAFZZ	3120-01-157-8943	72582	5107812	BEARING,SLEEVE.....	V
7	PAFZZ	3120-00-781-7773	72582	23516636	BEARING,WASHER,THRUST	V
8	PAHZZ	3120-00-511-2336	72582	5159353	WASHER HALF, THRUST STD SIZE	4
8	PAHZZ	3120-00-362-9301	72582	5160542	WASHER HALF, THRUST 0.005 IN. US	V
8	PAHZZ	3120-00-367-7235	72582	5192111	BEARING, WASHER, THRUST 0.010 IN. US	V
9	PAHZZ	3120-00-922-6487	72582	5198410	BEARING HALF SET, SL STD. SIZE	4
9	PAHZZ	3120-01-038-8401	72582	5198411	BEARING SET, SLEEVE 0.002 IN. US	V
9	PAHZZ	3120-00-169-0044	72582	5198412	BEARING HALF SET, SL 0.010 IN. US	V
9	PAHZZ	3120-00-169-0043	72582	5198413	BEARING HALF SET, SL 0.020 IN. US	V
9	PAHZZ	3120-01-038-8402	72582	5198414	BEARING SET, SLEEVE 0.030 IN. US	V
10	PAHZZ	2815-01-367-2053	72582	23504732	CRANKSHAFT, ENGINE	1
11	PAHZZ	4730-00-371-5337	72582	8924380	.PLUG, PIPE 1/8-27 W/SEAL	3
12	PAHZZ	5315-01-214-1876	72582	8926247	KEY, WOODRUFF 1/4 X 3/4	1

END OF FIGURE

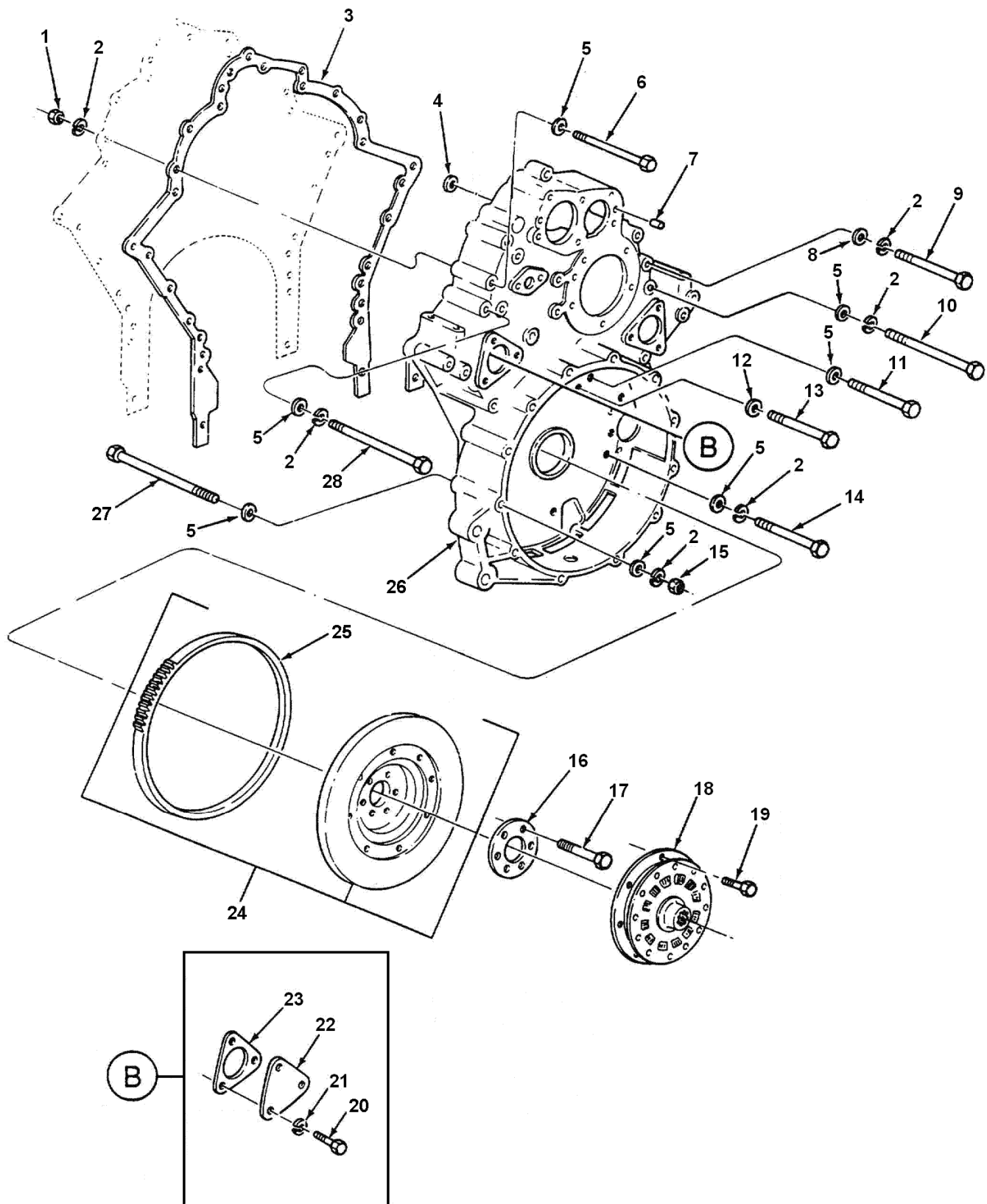


Figure 7. Drive Plate, Flywheel, and Housing

U.S. Export Controlled Data – See title page.

SECTION II

TM BRAZIL-34P-ENG

(1) ITEM NO	(2) SMR	(3) NSN	(4) CAGE	(5) PART NUMBER	(6) DESCRIPTION AND USABLE ON CODES (UOC)	(7) QTY
GROUP 0103 FLYWHEEL ASSEMBLY FIG. 7 DRIVE PLATE, FLYWHEEL AND HOUSING						
1	PAFZZ	5310-00-732-0559	96906	MS51968-8	NUT, PLAIN, HEXAGON 3/8-24	2
2	PAFZZ	5310-00-637-9541	65035	P49866-11	WASHER, LOCK 3/8	20
3	PAHZZ	5330-00-944-4148	72582	5137470	GASKET FLYWHEEL HOUSING	1
4	PAHZZ	5330-01-109-6608	72582	5175882	GASKET	1
5	PAFZZ	5310-00-080-6004	96906	MS27183-14	WASHER, FLAT 3/8	25
6	PAFZZ	5305-00-269-3248	80204	B1821BH038F350N	SCREW, 3/8-24UNF-2AX3-1/2 GR 8	2
7	PAHZZ	5315-00-014-1195	50024	25N500PC49	PIN, STRAIGHT, HEADLESS 1/4 X 5/8	1
8	PAFZZ	5310-01-177-5910	75160	24H1682	WASHER, FLAT	2
9	PAFZZ	5305-00-269-3247	80204	B1821BH038F325N	SCREW, 3/8-24UNF-2AX3-1/4 GR8	2
10	PAFZZ	5305-00-753-4161	24617	272473	SCREW, 3/8-16UNC-2AX3-7/8 GR8	1
11	PAHZZ	5306-00-053-8378	24617	9414215	BOLT, MACHINE 3/8-16UNC-2AX2-1/2	4
					GR8 (LOCK)	
12	PAHZZ	5310-00-081-4219	96906	MS27183-12	WASHER, FLAT 5/16	2
13	PAHZZ	5306-00-543-5696	19207	8350641	BOLT, SELF-LOCKING	2
					5/16-18UNC-2AX2-1/2 GR8	
14	PAHZZ	5305-00-543-2866	80204	B1821BH038C250N	SCREW, 3/8-16UNC-2AX2-1/2 GR8	8
15	PAFZZ	5310-00-732-0558	96906	MS51967-8	NUT, PLAIN, HEXAGON 3/8-16	1
16	PAFZZ	2815-00-074-1932	72582	5126671	PLATE, SCUFF, FLYWHEEL	1
17	PAFZZ	5306-00-057-8494	72582	9409129	BOLT, SELF-LOCKING 1/2-20UNF-2AX1-3/4	6
					GR8	
18	PAFZZ	2990-01-040-2432	72582	5102584	CLUTCH, PLATE, ASSEMBLY FLYWHEEL ..	1
19	PAFZZ	5306-01-193-9291	72582	8927580	BOLT, MACHINE 3/8-16UNC-2AX1.015 GR8	8
20	PAOZZ	5306-00-226-4826	80204	B1821BH031C088N	BOLT, MACHINE 5/16-18UNC-2AX7/8 GR8	3
21	PAOZZ	5310-00-407-9566	80205	MS35338-45	WASHER, LOCK 5/16	3
22	PAOZZ	5340-00-148-0886	72582	5152716	COVER, ACCESS	1
23	PAOZZ	5330-00-212-6290	72582	5150193	GASKET FLYWHEEL HOUSING	1
24	PAFZZ	2815-00-074-1938	72582	5133512	FLYWHEEL, ENGINE	1
25	PAFZZ	3020-00-780-5222	72582	5116301	.GEAR, SPUR	1
26	PBHDD	2815-01-037-5250	72582	5101505	HOUSING, FLYWHEEL	1
27	PAFZZ	5305-00-781-3928	80204	B1821BH038C400N	SCREW, H 3/8-16UNC-2A X 4 GR8	1
28	PAFZZ	5305-00-990-8632	80204	B1821BH038C375N	SCREW, 3/8-16UNC-2AX3-3/4 GR8	8

END OF FIGURE

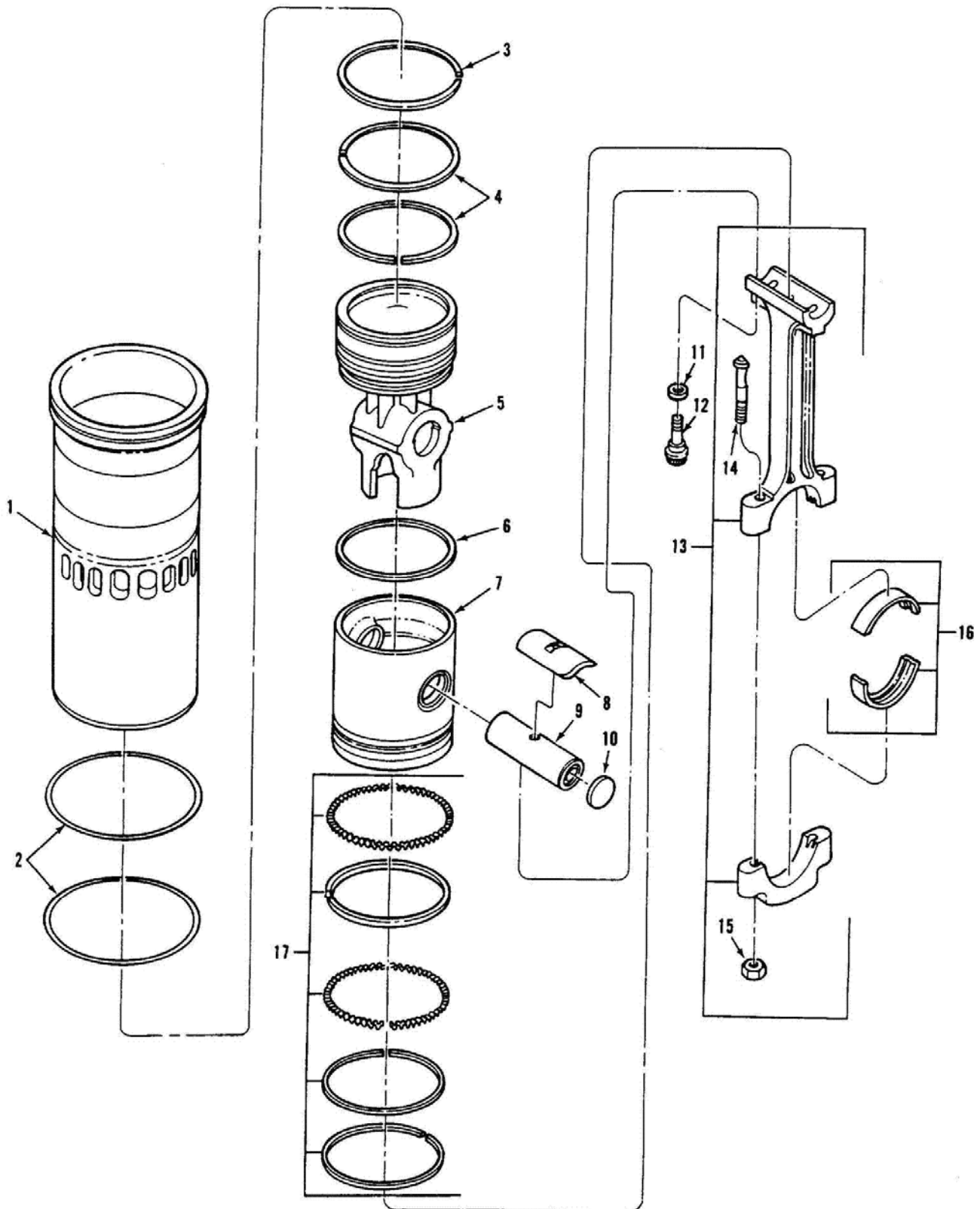


Figure 8. Piston and Rod Assembly (Crosshead Type) With Liner

U.S. Export Controlled Data – See title page.

SECTION II

TM BRAZIL-34P-ENG

(1) ITEM NO	(2) SMR	(3) NSN	(4) CAGE	(5) PART NUMBER	(6) DESCRIPTION AND USABLE ON CODES (UOC)	(7) QTY
GROUP 0104 PISTONS, CONNECTING RODS FIG. 8 PISTON AND ROD ASSEMBLY (CROSSHEAD TYPE) WITH LINER						
1	KFHZZ	2815-00-866-9402	72582	5132803	CYLINDER SLEEVE (STD)	6
1	PAHZZ	2815-01-119-4960	72582	5101016	PART OF KIT P/N 23503811	
1	PAHZZ	2815-01-211-8632	72582	5149944	CYLINDER SLEEVE (0.010 OD)	V
2	KFHZZ	5330-00-179-6227	72582	5121256	CYLINDER SLEEVE (0.020 OD)	V
2	PAHZZ	5330-01-226-9241	72582	5149945	PACKING, PREFORMED STD. SIZE	2
3	KFHZZ	2815-01-220-9169	72582	8925780	SEAL USE WITH (0.020 OD)	V
					RING, PISTON TOP GROOVE	6
					(1 BLUE MARK)	
4	KFHZZ	2815-01-220-6659	72582	8925779	PART OF KIT P/N 8927223	
					RING, PISTON SND & THD GROOVE	12
					(MOLY)	
5	KFHZZ		72582	8924000	PART OF KIT P/N 8927223	
					DOMES, PISTON	6
6	KFHZZ	5330-01-224-1474	72582	8924733	PART OF KIT P/N 23503779	
					PART OF KIT P/N 23503811	
					GASKET SKIRT TO DOME SEAL RING	6
7	KFHZZ	2815-01-230-0204	72582	8924002	PART OF KIT P/N 23503779	
8	KFHZZ	3120-01-227-5718	72582	23504946	PART OF KIT P/N 23503811	
					SKIRT, PISTON	6
					BEARING HALF, SLEEVE	6
					PART OF KIT P/N 23503779	
9	PAHZZ	2815-01-220-9175	72582	8924735	PART OF KIT P/N 23503811	
					PIN, CROSSHEAD PISTON	6
10	KFHZZ	5340-01-224-1560	72582	8924731	PART OF KIT P/N 23503779	
					DISK, SOLID, PLAIN	12
11	PAHZZ	5365-01-223-7179	72582	8924732	PART OF KIT P/N 23503779	
12	PAHZZ	5306-01-254-6351	72582	8924734	SPACER, SLEEVE	12
					BOLT, MACHINE 3/8-2224 UNJF-3AX1-7/8	
13	PAHZZ	2815-01-220-9380	72582	8924003	GR8	12
14	PAHZZ	5306-00-789-4849	72582	5197852	CONNECTING ROD, PISTON	6
					BOLT, CONNECTING ROD	2
15	PAHZZ	5310-00-282-5658	24617	839103	3/8-24UNF-3AX2.76 GR8	
					NUT, PLAIN, HEXAGON CONNECTING	2
					ROD	
16	PAHZZ	3120-00-789-4851	72582	5197975	BEARING HALF SET, SL STO. SIZE	6
16	PAHZZ	3120-00-921-5396	72582	5197976	BEARING HALF SET, SL 0.002 IN. US	V
16	PAHZZ	3120-00-921-5397	72582	5197977	BEARING, SLEEVE 0.010IN. US	V
16	PAHZZ	3120-00-921-5398	72582	5197978	BEARING HALF SET, SL 0.020 IN. US	V
16	PAHZZ	3120-00-089-6425	72582	5197979	BEARING, SLEEVE 0.030 IN. US	V
17	KFHZZ	2815-01-230-0207	72582	8927224	RING SET, OIL TWO PC OIL RING	6
					PART OF KIT P/N 8927223	

END OF FIGURE

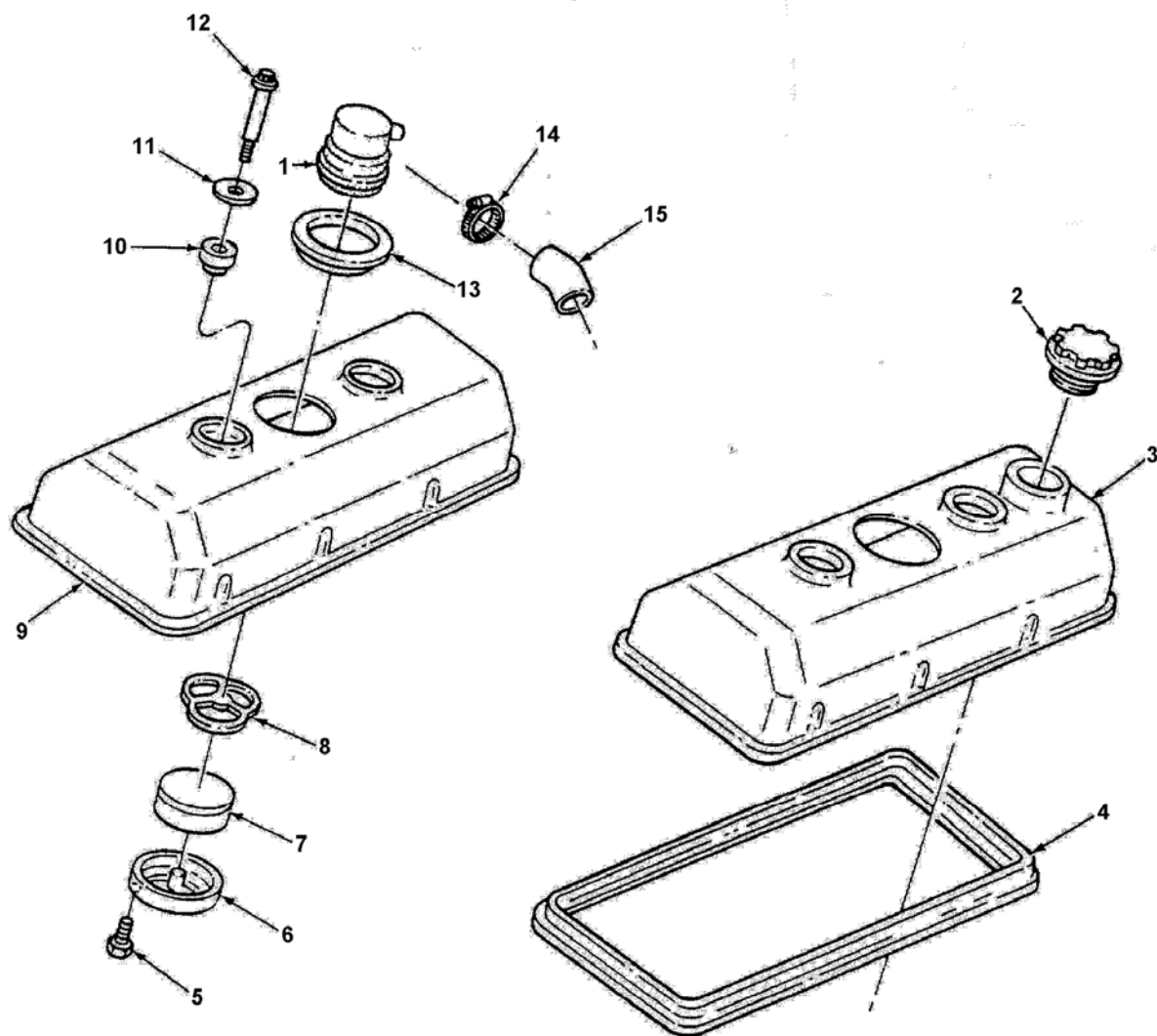


Figure 9. Rocker Arm Covers

U.S. Export Controlled Data – See title page.

SECTION II

TM BRAZIL-34P-ENG

(1) ITEM NO	(2) SMR	(3) NSN	(4) CAGE	(5) PART NUMBER	(6) DESCRIPTION AND USABLE ON CODES (UOC)	(7) QTY
GROUP 0105 VALVES, CAMSHAFTS AND TIMING SYSTEM FIG. 9 ROCKER ARM COVERS						
1	PAFZZ	2815-01-078-1333	72582	23515215	BREATHER	2
2	PAOZZ	0259-00-123-5017	72582	8922944	CAP, FILLER OPENING (NOT VENTED)	1
3	PAFZZ	2815-01-235-5043	72582	8925270	COVER, ASSY (LH).....	1
4	PAFZZ	5330-01-242-0467	72582	8925273	GASKET	2
5	PAFZZ	5305-01-078-1999	72582	5103642	SCREW #10-24UNC-2A X 3/8 GR 5	6
6	PAFZZ	2815-01-078-2724	72582	5103647	RETAINER, ROCKER	2
7	PAFZZ	2940-01-251-0666	72582	8927797	FILTER ELEMENT, BREATHER.....	2
8	PAFZZ	2815-01-078-2723	72582	5103636	RETAINER, BREATHER	2
9	PAFZZ	2815-01-235-5044	72582	8925269	COVER, ENGINE ASSY (RH)	1
10	PAFZZ	5340-01-057-4230	72582	5104515	MOUNT, RESILIENT (ISOLATOR).....	4
11	PAFZZ	5310-01-055-4420	72582	5104514	WASHER, FLAT 3/8	4
12	PAFZZ	5306-01-078-4969	72582	5103635	BOLT, SHOULDER 3/8-16UNC-2AX3.06	4
13	PAFZZ	5330-01-088-2740	72582	5103646	SEAL, PLAIN, BREATHER.....	2
14	PAOZZ	4730-00-908-3193	58536	A-A-52506-F-24	CLAMP, HOSE	2
15	PAOZZ	4720-01-251-3203	72582	23501683	HOSE, PREFORMED 12/4 DIA.....	2

END OF FIGURE

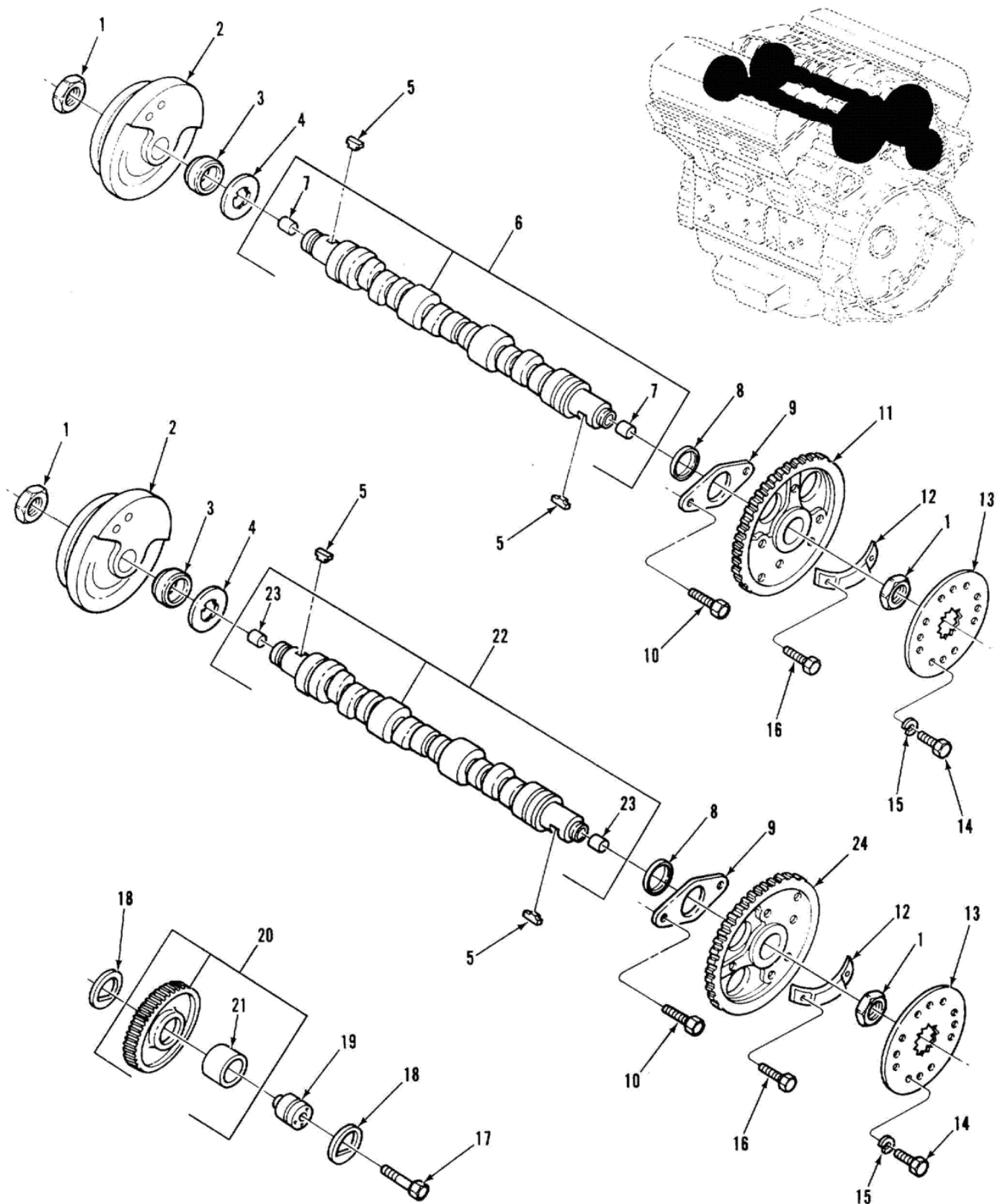


Figure 10. Camshafts. Idler Gears, and Balance Gears

U.S. Export Controlled Data – See title page.

SECTION II

TM BRAZIL -34P-ENG

(1) ITEM NO	(2) SMR	(3) NSN	(4) CAGE	(5) PART NUMBER	(6) DESCRIPTION AND USABLE ON CODES (UOC)	(7) QTY
GROUP 0105 VALVES, CAMSHAFTS AND TIMING SYSTEM FIG. 10 CAMSHAFTS, IDLER GEARS, AND BALANCE GEARS						
1	PAFZZ	5310-00-274-4658	72582	5150087	NUT, PLAIN, HEXAGON	4
2	PAFZZ	3020-00-921-6994	72582	8925942	PULLEY, GROOVE	2
3	PAFZZ	5365-01-133-9149	72582	5106360	SPACER	2
4	PAFZZ	2815-00-051-4514	72582	5134388	DEFLECTOR, DIRT	2
5	PAFZZ	5315-01-205-3204	72582	8926248	KEY	4
6	PAHZZ	2815-00-074-1934	72582	5126934	CAMSHAFT, ENGINE RIGHT BANK	1
7	PAHZZ	5315-00-276-4818	72582	5151277	.PLUG 1/2 DRIVE	2
8	PAHZZ	5365-00-761-1985	72582	5121077	SPACER, SLEEVE	2
9	PAHZZ	5365-00-792-9028	72582	5116198	SPACER, PLATE	2
10	PAHZZ	5306-00-940-9028	72582	9409028	BOLT, SELF-LOCKING	4
11	PAHZZ	3020-01-122-7790	72582	5107072	3/8-16UNC-2AX1 GR8 GEAR, HELICAL RIGHT BANK	1
12	PBHZZ	3040-01-235-5038	72582	8926005	WEIGHT, COUNTERBALANCE	2
13	PAHZZ	3040-00-692-4152	72582	5172734	(.192 THICK) PLATE, RETAINING, SHAFT	2
14	PAHZZ	5305-00-269-3234	80204	B1821BH038F075N	SCREW, 3/8-24UNF-2A X 3/4 GR8.....	4
15	PAHZZ	5310-00-637-9541	65035	P49866-11	WASHER, LOCK 3/8	4
16	PAHZZ	5306-01-193-9291	72582	8927580	BOLT 3/8-16UNC-2AX7/8 HEX LOCKING	4
17	PAHZZ	5305-00-821-3869	80204	B1821BH038C175N	SCREW, 3/8-16UNC-2A X 1-3/4 GR8.....	1
18	PAHZZ	3120-00-074-1911	72582	5132504	BEARING, WASHER, THRUST	2
19	PAHZZ	3040-00-921-5357	72582	5124458	HUB, BODY	1
20	PAHZZ	3020-01-123-8875	72582	5107075	GEAR ASSY, HELICAL	1
21	PAHZZ	3120-00-830-0246	72582	5196793	.BEARING, SLEEVE.....	1
22	PAHZZ	2815-00-074-1933	72582	5126933	CAMSHAFTENGINE LEFT BANK.....	1
23	PAHZZ	5315-00-276-4818	72582	5151277	.PLUG 1/2 DRIVE	2
24	PAHZZ	3020-01-123-0303	72582	5107073	CAM AND BALANCE GEAR LEFT BANK.....	1

END OF FIGURE

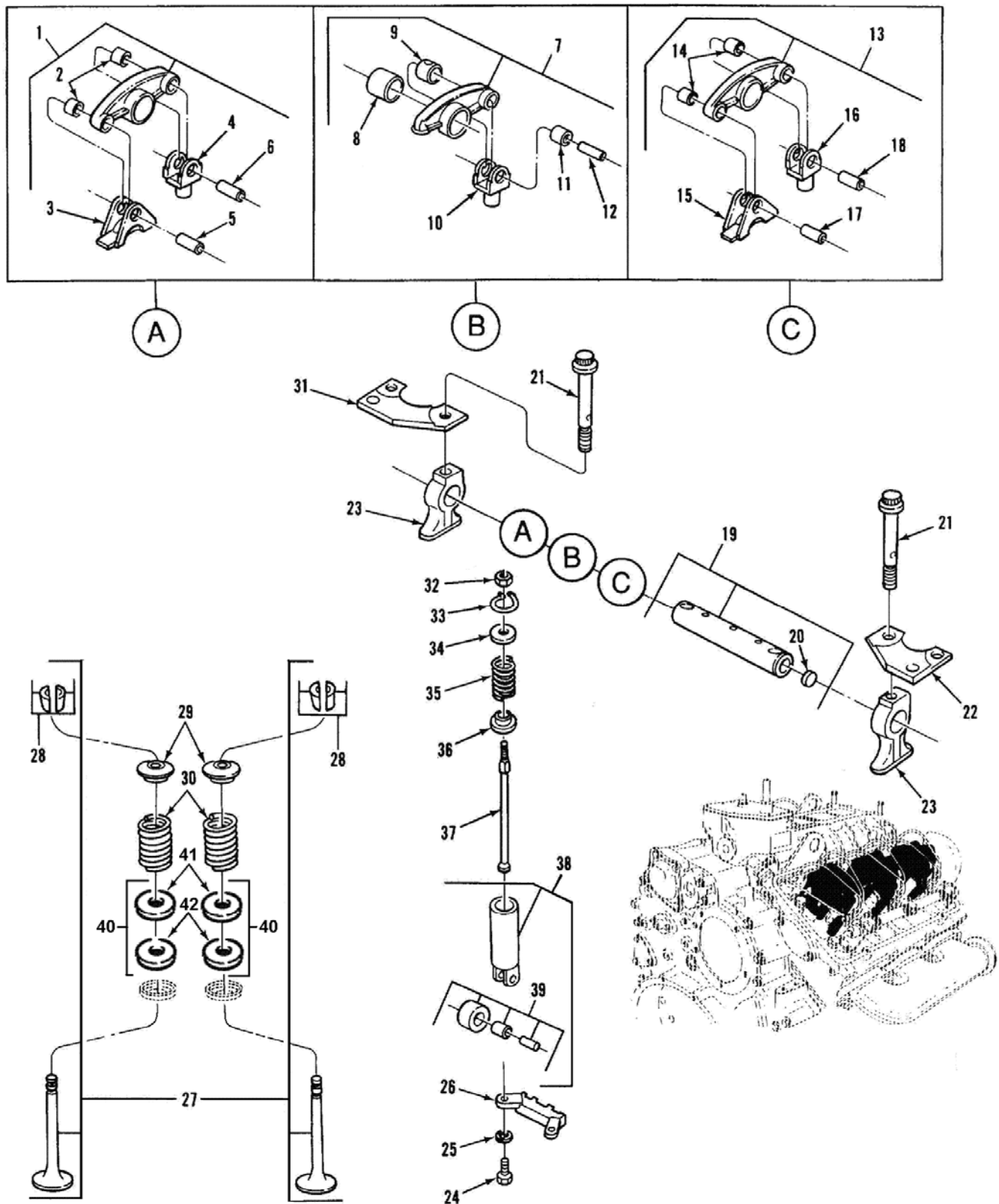


Figure 11. Rocker Arm Assemblies, Valves, and Cam Followers

SECTION II

TM BRAZIL -34P-ENG

(1) ITEM NO	(2) SMR	(3) NSN	(4) CAGE	(5) PART NUMBER	(6) DESCRIPTION AND USABLE ON CODES (UOC)	(7) QTY
GROUP 0105 VALVES, CAMSHAFTS AND TIMING SYSTEM FIG. 11 ROCKER ARM ASSEMBLIES, VALVES AND CAM FOLLOWERS						
1	PAFZZ	2815-00-966-9104	72582	5135267	ROCKER ARM ASSY, ENGINE (LEFT)	6
2	PAFZZ	3120-00-662-1651	72582	5123700	.BUSHING, SLEEVE	2
3	PAFZZ	5342-00-572-8726	72582	5135262	.BRACKET, ENGINE POPPET VALVE	1
4	PAFZZ	5340-00-662-9735	72582	5150312	.CLEVIS, ROD END	1
5	PAFZZ	5315-00-780-8097	72582	5123711	.PIN, HOLLOW	1
6	PAFZZ	5315-00-662-9093	72582	5150314	.PIN, HOLLOW	1
7	PAFFH	2815-00-600-5567	72582	8923543	ROCKER ARM, ENGINE INJECTOR	6
8	PAFZZ	3120-00-661-7640	72582	5150318	.BEARING, SLEEVE	1
9	PAFZZ	3120-00-661-7616	72582	5150311	.BEARING, SLEEVE	1
10	PAFZZ	5340-00-662-9735	72582	5150312	.CLEVIS, ROD END	1
11	PAFZZ	3120-00-662-1651	72582	5123700	.BUSHING, SLEEVE	1
12	PAFZZ	5315-00-662-9093	72582	5150314	.PIN, HOLLOW	1
13	PAFFF	2815-00-966-9103	72582	5135268	ARM ASSEMBLY RIGHT EXHAUST VALVE.	6
14	PAFZZ	3120-00-662-1651	72582	5123700	.BUSHING, SLEEVE	2
15	PAFZZ	5342-00-572-8726	72582	5135262	.BRACKET, ENGINE POPPET VALVE	1
16	PAFZZ	5340-00-662-9735	72582	5150312	.CLEVIS.ROD END	1
17	PAFZZ	5315-00-780-8097	72582	5123711	.PIN, HOLLOW	1
18	PAFZZ	5315-00-662-9093	72582	5150314	.PIN, HOLLOW	1
19	PAFFH	3040-00-055-1583	72582	5116072	SHAFT, STRAIGHT	6
20	PAFZZ	5340-00-841-9141	72582	5151272	.PLUG PROTECTIVE, DUST	1
21	PAFZZ	5306-00-780-5241	72582	5119198	BOLT, MACHINE 7/16-14UNC-2A GR 8	12
22	PAFZZ	5340-01-239-8166	72582	23500799	BRACKET (RH)	2
23	PAFZZ	3040-00-921-5339	72582	5116128	BRACKET, EYE, NONROTATING	12
24	PAFZZ	5305-00-068-0508	05047	AES01C250750AW9A91	SCREW, 1/4-20UNC-2A X 3/4 GR 8	12
25	PAFZZ	5310-00-582-5965	80205	MS35338-44	WASHER, LOCK 1/4	12
26	PAFZZ	3040-00-055-1564	72582	5116125	GUIDE, CAM, CONTROL	6
27	PAFZZ	2815-00-074-1939	72582	5197176	PARTS KIT, ENGINE PO	24
28	PAFZZ	2815-00-055-1565	72582	5116341	.LOCK, VALVE SPRING	2
29	PAFZZ	5340-00-055-0831	72582	5123330	SEAT, HELICAL COMPRE	24
30	PAFZZ	5360-00-236-3149	72582	5144019	SPRING, HELICAL COMPRESSION	24
31	PAFZZ	3040-01-255-0950	72582	23501136	BRACKET (LH)	2
32	PAFZZ	5310-00-270-7111	45152	1DD486	NUT, PLAIN, HEXAGON 5/16-24	18
33	PAFZZ	5325-00-282-5031	72582	5150303	RING, RETAINING	18
34	PAFZZ	2815-00-053-8992	72582	5108919	RETAINER, HELICAL SPRING	18
35	PAFZZ	5360-00-689-8264	72582	23524662	SPRING, HELICAL, SPRING	18
36	PAFZZ	5340-00-885-5731	72582	5123250	SEAT, HELICAL SPRING	18
37	PAFZZ	2815-00-345-6073	72582	5128640	PUSH ROD, ENGINE POPPET VALVE	18
38	PAFZZ	3120-01-063-9810	7U177	FP8924439	BEARING, PLAIN, CAM FOLLOWER	18
39	PAFZZ	3120-00-620-4779	72582	8923814	.ROLLER, LINEAR-ROTAR	1
40	PAFZZ	2815-00-097-9755	72582	5198529	PARTS KIT, ENGINE POPPET VALVE	12
41	PAFZZ	5330-01-148-8683	72582	8921741	SEAL, EXHAUST VALVE	12
42	PAFZZ	2815-01-199-7910	72582	8921501	INSERT, EXHAUST VALVE	12

END OF FIGURE

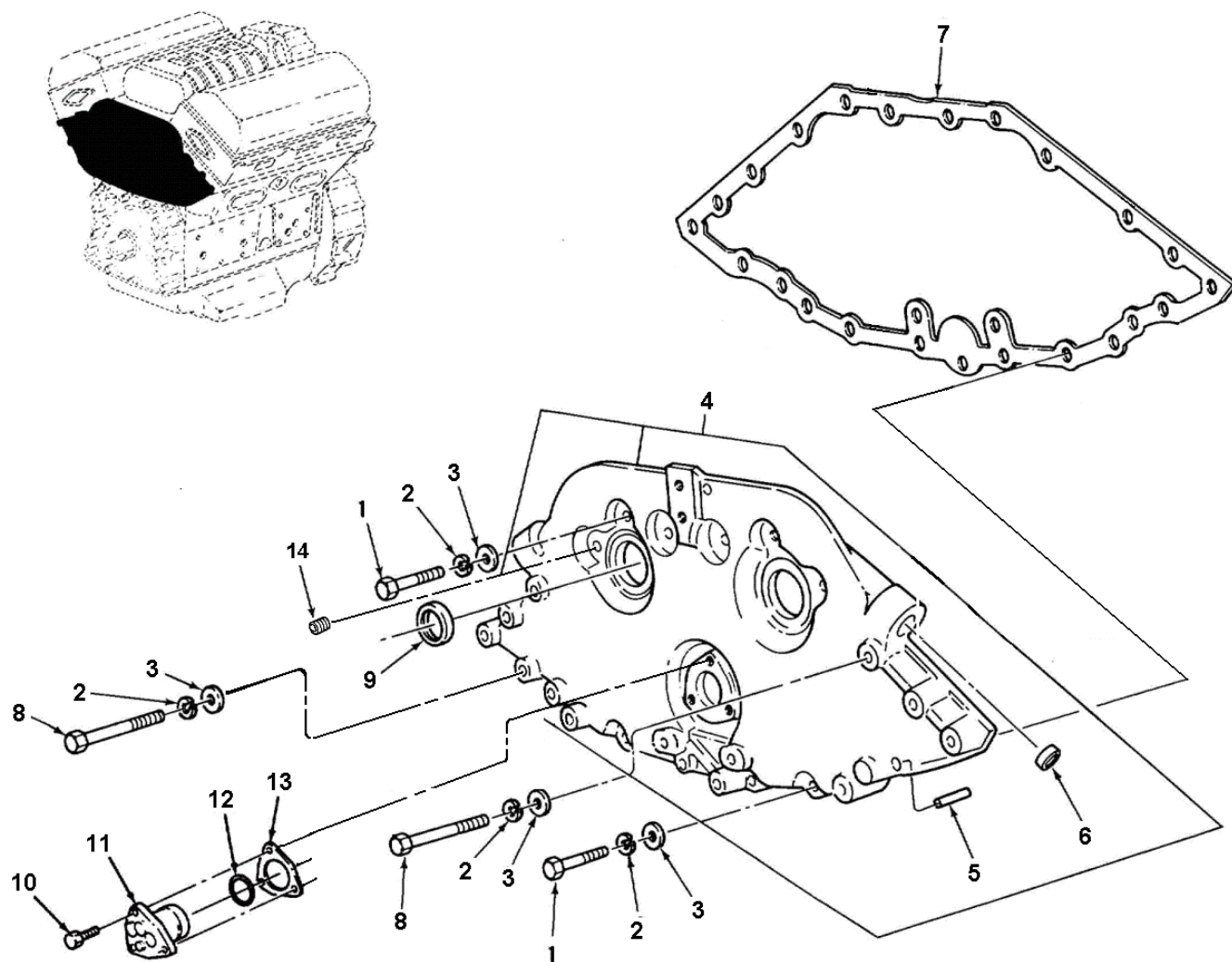


Figure 12. Upper Front Cover

U.S. Export Controlled Data – See title page.

SECTION II

TM BRAZIL -34P-ENG

(1) ITEM NO	(2) SMR	(3) NSN	(4) CAGE	(5) PART NUMBER	(6) DESCRIPTION AND USABLE ON CODES (UOC)	(7) QTY
GROUP 0105 VALVES, CAMSHAFTS AND TIMING SYSTEM FIG. 12 UPPER FRONT COVER						
1	PAHZZ	5305-00-725-2317	80204	B1821BH038C150N	SCREW, 3/8-16UNC-2AX1-1/2 GR8	14
2	PAHZZ	5310-00-637-9541	80045	MS35338-46	WASHER, LOCK	23
3	PAHZZ	5310-00-080-6004	96906	MS27183-14	WASHER, FLAT	23
4	PAHHH	2815-00-921-5334	72582	5109807	COVER UPPER FRONT	1
5	PAHZZ	5315-00-238-0838	72582	5157933	.PIN, STRAIGHT, HEADLESS.....	2
6	PAHZZ	5340-00-921-5379	72582	5150829	.PLUG, EXPANSION	2
7	PAHZZ	5330-00-074-1931	72582	5124055	GASKET UPPER FRONT COVER.....	1
8	PAHZZ	5305-00-638-8920	80204	B1821BH038C225N	SCREW, 3/8-16UNC-2AX2-1/4 GR8	9
9	PAFZZ	5330-01-083-3980	72582	5106223	SEAL, PLAIN ENCASED CAMSHAFT, FRONT	2
10	PAHZZ	5306-01-169-5526	72582	8920631	BOLT 5/16-18UNC-2AX1.00 LOCKING	3
11	PAHZZ	5340-01-435-0416	72582	5101391	PLUG, SPECIAL	1
12	PAHZZ	5331-00-403-0024	72582	5109517	PACKING, PREFORMED.....	1
13	PAHZZ	5330-00-689-8265	72582	5109496	GASKET	1
14	PAFZZ	5325-01-209-7050	72582	452712	INSERT 7/16-14 X 7/16	2

END OF FIGURE

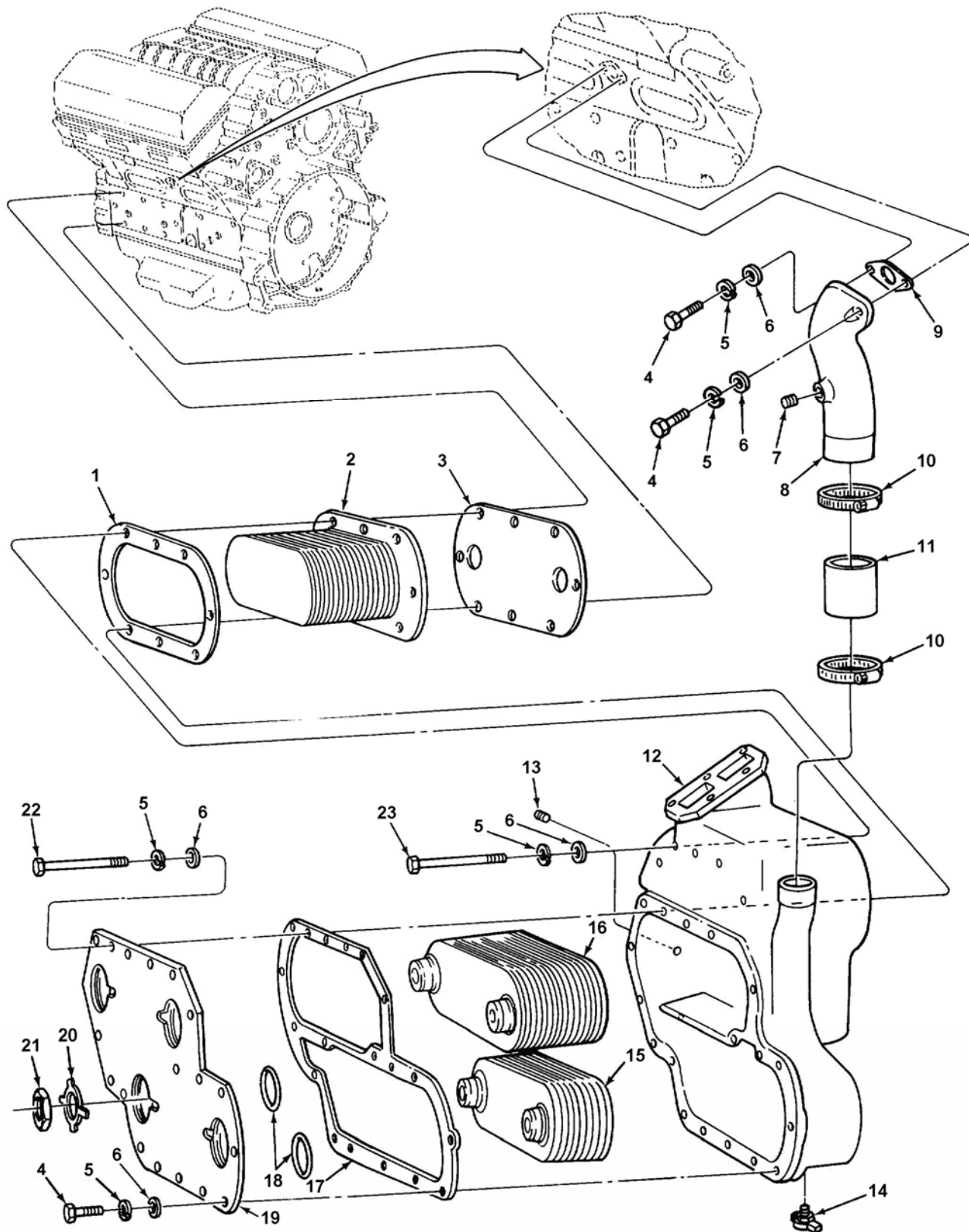


Figure 13. Oil Cooler Assembly

U.S. Export Controlled Data – See title page.

SECTION II

TM BRAZIL -34P-ENG

(1) ITEM NO	(2) SMR	(3) NSN	(4) CAGE	(5) PART NUMBER	(6) DESCRIPTION AND USABLE ON CODES (UOC)	(7) QTY
GROUP 0106 ENGINE LUBRICATION SYSTEM FIG. 13 OIL COOLER ASSEMBLY						
1	PAFZZ		72582	5150155	GASKET BETWEEN CORE & OIL	1
2	PAFZZ	2930-01-290-4054	72582	8547195	COOLER HOUSING COOLER, LUBRICATING ENGINE OIL-18....	1
3	PAFZZ	5330-01-196-2504	72582	8923223	PLATES GASKET BETWEEN CORE & CYLINDER	1
4	PAFZZ	5306-00-226-4829	80204	B1821BH031C125N	BLOCK BOLT, MACHINE 5/16-18UNC-2AXI-1/4.....	19
5	PAFZZ	5310-00-407-9566	80205	MS35338-45	GR 8 WASHER, LOCK	27
6	PAFZZ	5310-00-081-4219	96906	MS27183-12	WASHER.FLAT	27
7	PAFZZ	4730-00-010-3885	72582	8924517	PLUG, PIPE	1
8	PAFZZ	4730-00-074-1946	72582	5133535	ELBOW, FLANGE TO HOSE	1
9	PAFZZ	5330-00-613-9397	72582	5116357	GASKET WATER OUTLET ELBOW	1
10	PAFZZ	4730-01-125-9989	72582	23505048	CLAMP, HOSES	2
11	MFFZZ	4720-00-018-2162	72582	5199777	HOSE 2.75 IN. LG	1
12	PAFZZ	2815-00-921-5368	72582	5133532	MAKE FROM HOSE, P/N 11662997	
13	PAFZZ	4730-00-152-6070	72582	5115214	HOUSING, OIL COOLER	1
14	PAFZZ	4820-01-132-6317	3B518	8924140	PLUG, PIPE	1
15	PAFZZ	2930-00-767-7882	19207	10875136	COCK, DRAIN	1
16	PAFZZ	2930-00-767-7881	72582	8547572	COOLER, LUBRICATE XMSN OIL-10	1
17	PAFZZ	5330-00-789-4871	72582	5133537	PLATES CORE ASSEMBLY, FLUID XMSN OIL-14	1
18	PAFZZ	5330-00-789-4867	72582	5133619	PLATES GASKET BETWEEN COVER & OIL.....	1
19	PAFZZ	5340-00-921-5369	72582	5133536	COOLER HOUSING GASKET COVER NUT	4
20	PAFZZ	5310-00-789-4870	72582	5133539	COVER, ACCESS	1
21	PAFZZ	5310-00-780-8102	72582	5133538	WASHER, KEY	4
22	PAFZZ	5306-00-057-8427	72582	446597	NUT, PLAIN, HEXAGON	4
23	PAFZZ	5306-01-039-9601	72582	215386	BOLT, MACHINE 5/16-18UNC-2AX6-1/2	3
					BOLT 5/16-18UNC-2AX6 GR5	5

END OF FIGURE

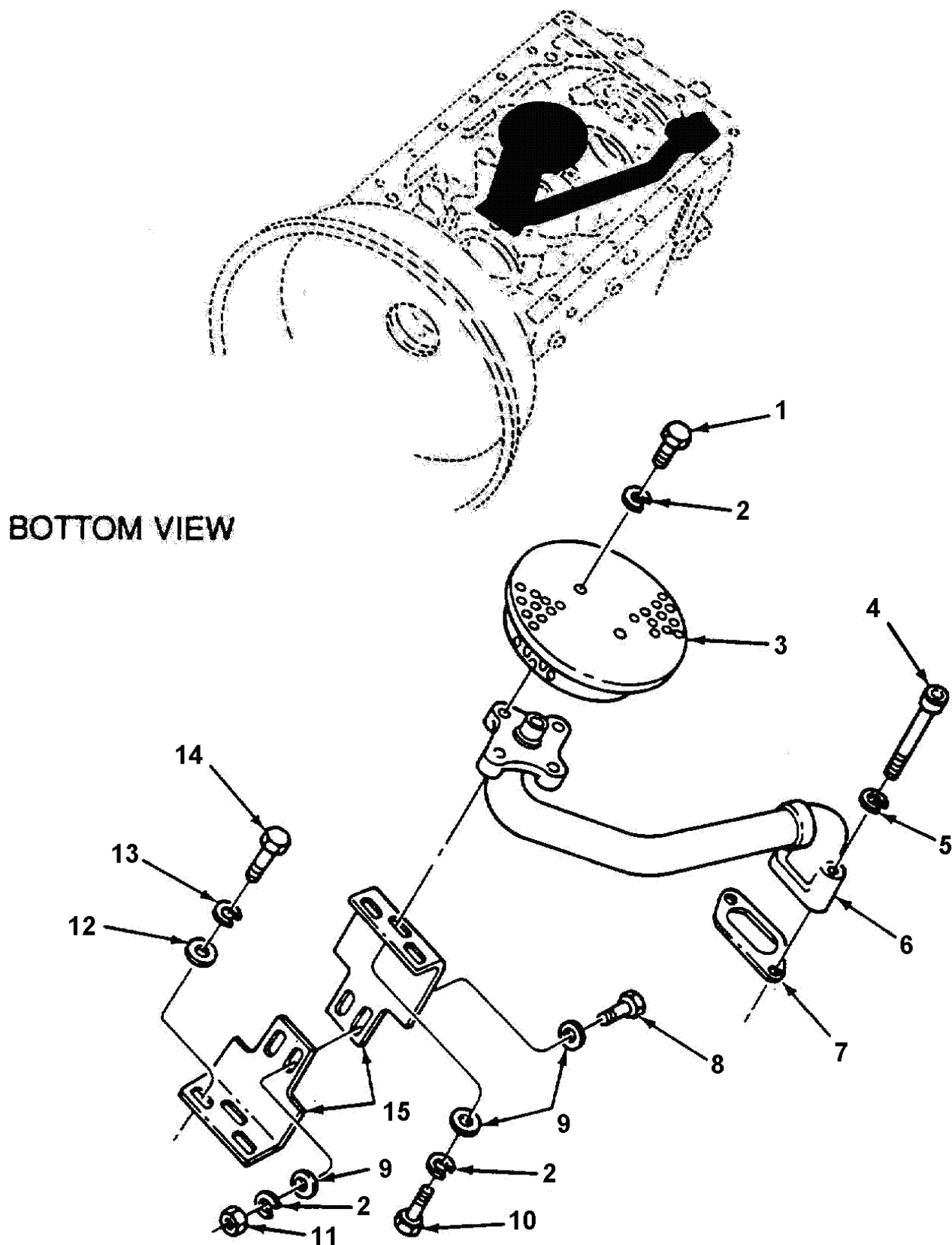


Figure 14. Oil Pump Inlet Pipe, Screen, and Supports

U.S. Export Controlled Data – See title page.

SECTION II

TM BRAZIL -34P-ENG

(1) ITEM NO	(2) SMR	(3) NSN	(4) CAGE	(5) PART NUMBER	(6) DESCRIPTION AND USABLE ON CODES (UOC)	(7) QTY
GROUP 0106 ENGINE LUBRICATION SYSTEM FIG. 14 OIL PUMP INLET PIPE, SCREEN AND SUPPORTS						
1	PAFZZ	5306-00-226-4822	80204	B1821BH031C050N	BOLT, MACHINE 5/16-18UNC-2AX1/2 GR8 .	2
2	PAFZZ	5310-00-407-9566	80205	MS35338-45	WASHER, LOCK	5
3	PAFZZ	4730-00-745-7741	72582	5126143	STRAINER ELEMENT	1
4	PAFZZ	5305-00-983-6625	96906	MS16997-84	SCREW, 5/16-18UNC- 3AX2 GR 8	2
5	PAFZZ	5310-00-407-9566	80205	MS35338-45	WASHER, LOCK	2
6	PAFZZ	4710-00-944-7066	72582	5136090	TUBE ASSEMBLY, METAL	1
7	PAFZZ	5330-00-944-7073	72582	5135877	GASKET	1
8	PAFZZ	5306-00-050-1238	80204	B1821BH031F075N	BOLT, MACHINE 5/16-24UNF-2AX3/4 GR8 ..	2
9	PAFZZ	5310-00-081-4219	96906	MS27183-12	WASHER, FLAT	3
10	PAFZZ	5306-00-226-4824	80204	B1821BH031C063N	BOLT, MACHINE 5/16-18UNC-2AX1/2 GR8 .	1
11	PAFZZ	5310-00-880-7746	96906	MS51968-5	NUT, PLAIN, HEXAGON	2
12	PAFZZ	5310-00-080-6004	96906	MS27183-14	WASHER, FLAT	2
13	PAFZZ	5310-00-637-9541	80045	MS35338-46	WASHER, LOCK	2
14	PAFZZ	5305-00-543-4372	80204	B1821BH038C075N	SCREW, 3/8-16UNC-2AX3/4 GR8	2
15	PAFZZ	2815-01-035-1750	72582	5136225	SUPPORT, OILPUMP	2

END OF FIGURE

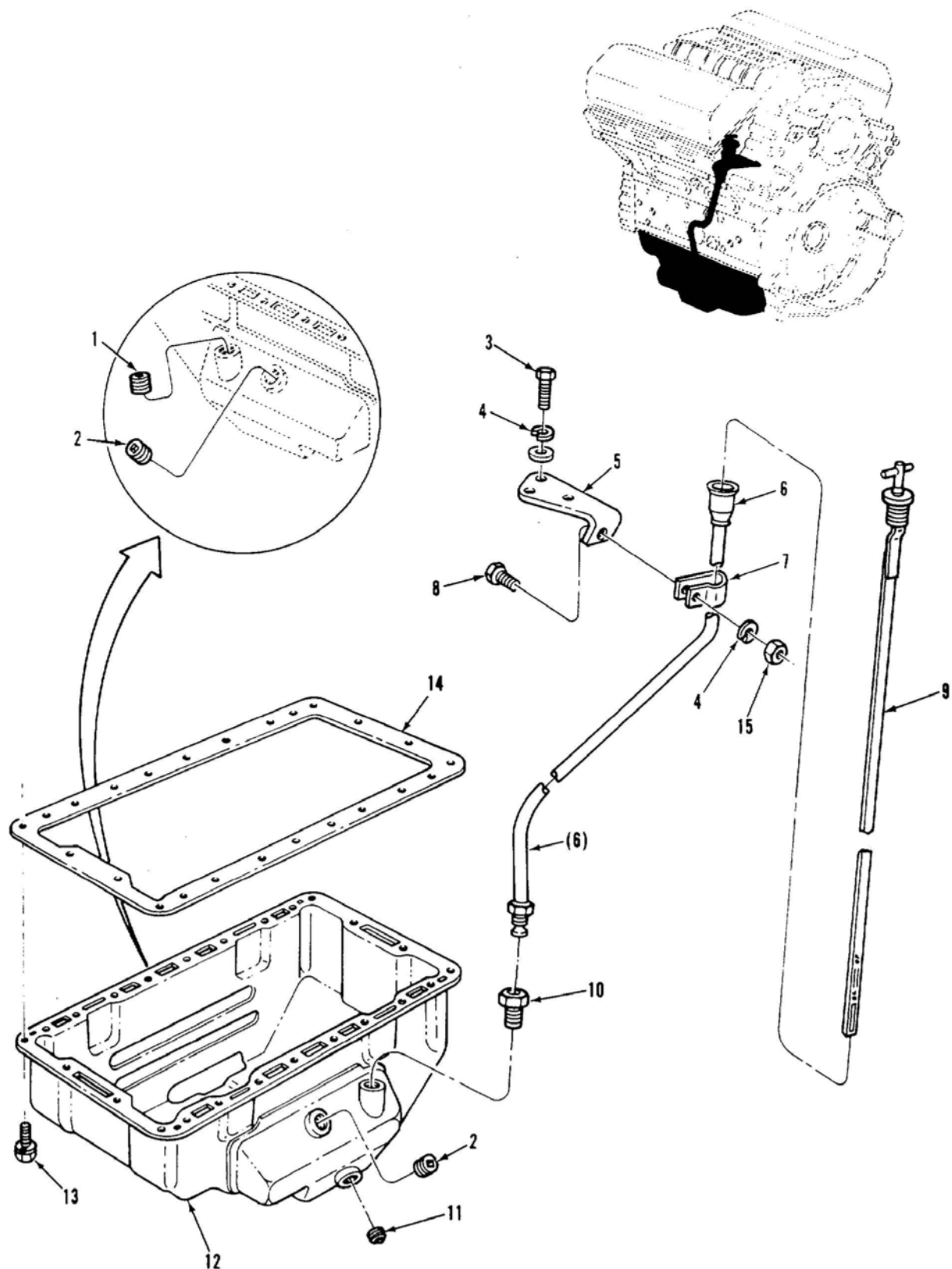


Figure 15. Oil Pan and Oil Gage Assembly

U.S. Export Controlled Data – See title page.

SECTION II

TM BRAZIL -34P-ENG

(1) ITEM NO	(2) SMR	(3) NSN	(4) CAGE	(5) PART NUMBER	(6) DESCRIPTION AND USABLE ON CODES (UOC)	(7) QTY
GROUP 0106 ENGINE LUBRICATION SYSTEM FIG. 15 OIL PAN AND GAGE ASSEMBLY						
1	PAOZZ	4730-00-279-0985	58536	AA5616AASBCB	PLUG, PIPE	1
2	PAOZZ	4730-01-188-3492	72582	8923313	PLUG, PIPE	2
3	PAOZZ	5305-00-068-0510	80204	B1821BH038C100N	SCREW, 3/8-16UNC-2AX1 GR8	2
4	PAOZZ	5310-00-637-9541	80045	MS35338-46	WASHER, LOCK	3
5	PAOZZ	5342-00-134-3182	72582	5134079	BRACKET	1
6	PAOZZ	4710-00-921-5373	72582	5134146	TUBE ASSEMBLY, METAL	1
7	PAOZZ	5340-00-720-6213	96906	MS21333-59	CLAMP, LOOP.....	1
8	PAOZZ	5305-00-543-4372	80204	B1821BH038C075N	SCREW, 3/8-16UNC-2AX3/4 GR8	1
9	PAOZA	6680-00-780-8099	72582	5133486	GAGE ROD, LIQUID LEVEL	1
10	PAOZZ	4730-00-947-4290	72582	5151430	ADAPTER, STRAIGHT, PIPE.....	1
11	PAOZZ	4730-01-149-7156	72582	5102982	PLUG, PIPE	1
12	PAFZZ	2815-01-040-2632	72582	5102567	OIL PAN.....	1
13	PAFZZ	5305-01-018-5215	72582	5148437	SCREW 5/16-18UNC-2AX1 GR5C	24
14	PAFZZ	5330-00-999-7210	72582	5119266	GASKET	1
15	PAOZZ	5310-00-732-0558	96906	MS51967-8	NUT, PLAIN, HEXAGON	1
16	PAOZZ	5310-00-080-6004	96906	MS27183-14	WASHER, 3/8	2

END OF FIGURE

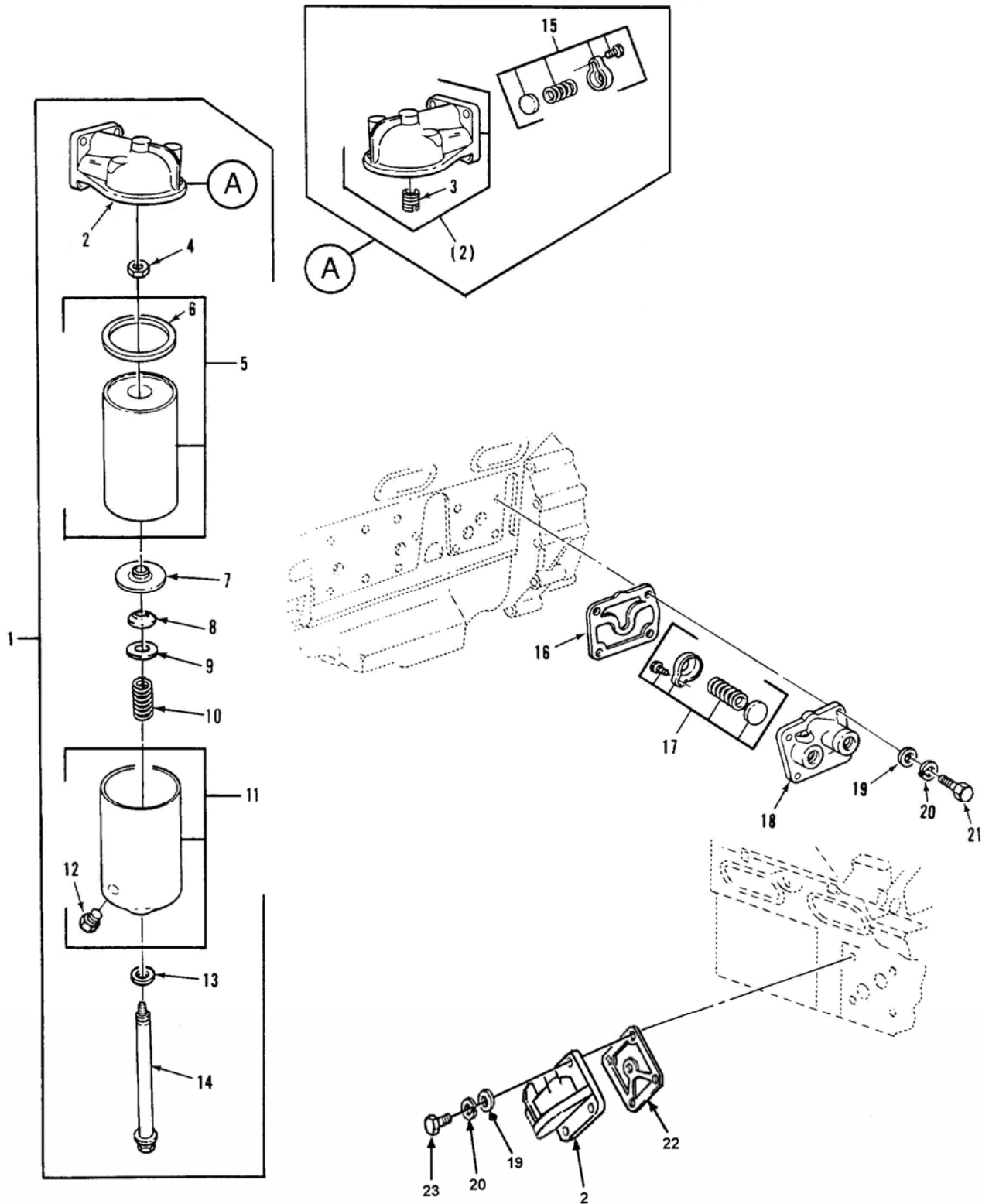


Figure 16. Oil Filter Assembly and Adaptor

U.S. Export Controlled Data – See title page.

SECTION II

TM BRAZIL -34P-ENG

(1) ITEM NO	(2) SMR	(3) NSN	(4) CAGE	(5) PART NUMBER	(6) DESCRIPTION AND USABLE ON CODES (UOC)	(7) QTY
GROUP 0106 ENGINE LUBRICATION SYSTEM FIG. 16 OIL FILTER ASSEMBLY AND ADAPTOR						
1	PAOZZ	2940-00-789-4873	72582	5147683	FILTER, FLUID	1
2	PAOZZ	2940-00-834-1157	72582	5147684	ALTERNATE P/N: 5133313	
3	PAOZZ	5325-00-608-9214	73957	62518-12	.HEAD, FLUID FILTER	1
4	PAOZZ	5310-01-216-6636	96906	MS35691-1024	.INSERT, SCREW THREAD	1
5	PAOZZ	2940-00-580-6283	81348	F-F-351/7-3	.NUT, PLAIN, HEXAGON	1
					.FILTER ELEMENT, FLUID	1
					ALTERNATE P/N: (72582) 23530410	
6	PAOZZ	5330-01-383-3753	72582	1595620	.O-RING	1
7	PAOZZ	5330-00-629-6340	72582	5187309	.RETAINER, PACKING	1
8	PAOZZ	5331-00-604-8094	72582	5187310	.PACKING, PREFORMED	1
9	PAOZZ	5365-00-262-4701	72582	5154538	.SPACER, RING	1
10	PAOZZ	5360-00-801-8731	72582	5187308	.SPRING, HELICAL, COMPRESSION	1
11	PAOZZ	2940-00-019-4775	70040	OF203	.COVER, FLUID FILTER	1
12	PAOZZ	4820-00-360-8299	72582	5570480	.VALVE, PLUG	1
13	PAOZZ	5330-00-833-0870	72582	6437298	.GASKET SET	1
14	PAOZZ	5306-00-870-6222	72582	5120740	.BOLT, SHOULDER 5/8-18UNF-3AX11.96 ...	1
15	PAOZZ	2935-00-908-9733	72582	5198303	.PARTS KIT, OIL COOLER INCLUDED IN	1
					FILTER ASSEMBLY ONLY	
16	PAFZZ	5330-00-074-1923	72582	5133263	GASKET PART OF KIT P/N 8927743	1
17	PAFZZ	2935-00-908-9733	72582	5198303	PARTS KIT, OIL COOLER	1
18	PAFZZ	4330-00-921-5375	72582	5134304	HEAD, FLUID FILTER	1
19	PAFZZ	5310-00-080-6004	96906	MS27183-14	WASHER, FLAT	8
20	PAFZZ	5310-00-637-9541	80045	MS35338-46	WASHER, LOCK	8
21	PAFZZ	5305-00-068-0511	80204	B1821BH038C125N	SCREW, 3/8-16UNC-2AX1-1/4 GR8	4
22	PAOZZ	5330-00-735-4298	72582	5121205	GASKET PART OF KIT P/N 5199816	1
23	PAOZZ	5305-00-725-2317	80204	B1821BH038C150N	SCREW, 3/8-16UNC-2AX1-1/2 GR8	4

END OF FIGURE

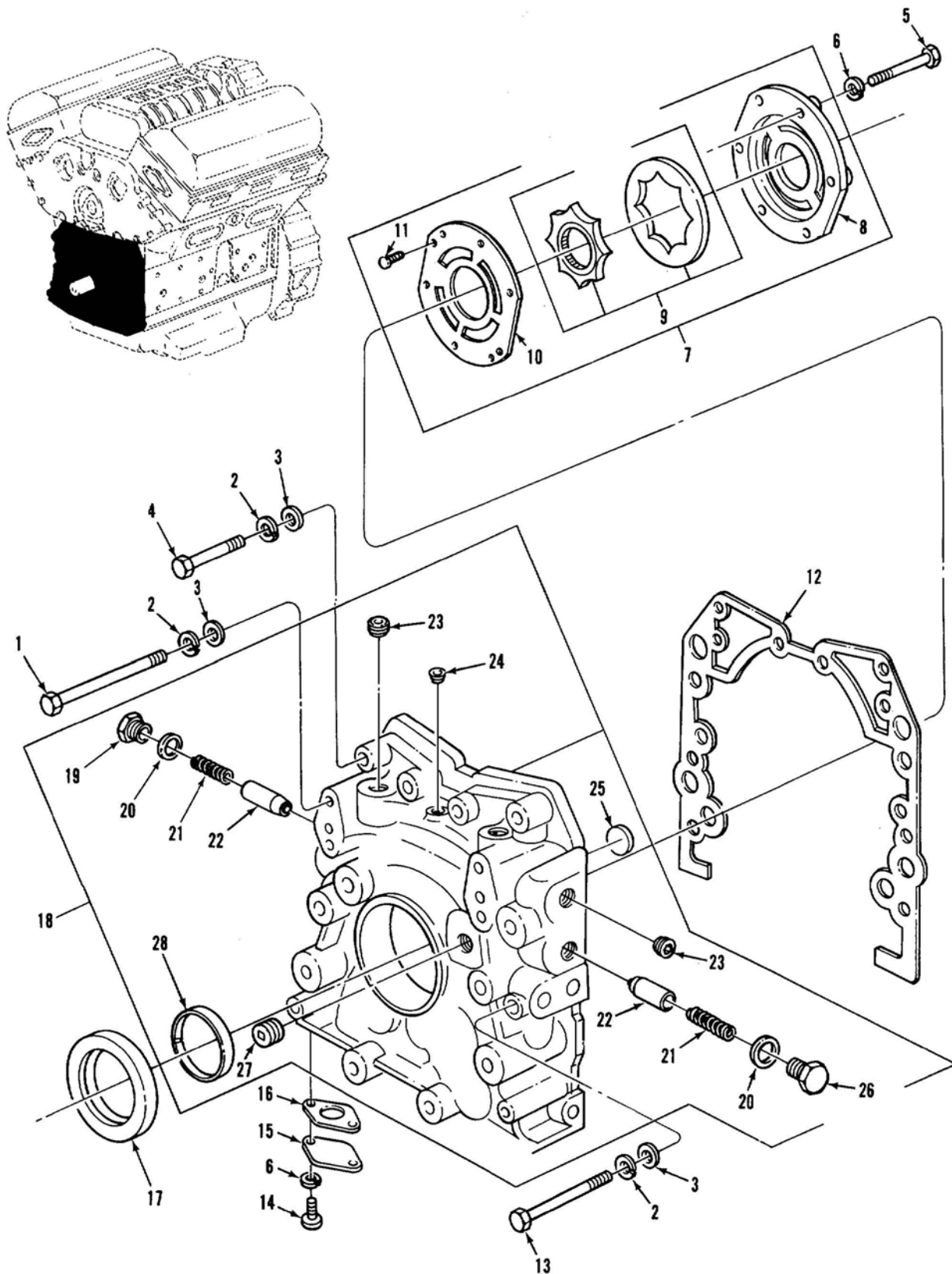


Figure 17. Lower Front Cover, Oil Pressure Regulator, and Oil Pump Assembly

U.S. Export Controlled Data – See title page.

SECTION II

TM BRAZIL -34P-ENG

(1) ITEM NO	(2) SMR	(3) NSN	(4) CAGE	(5) PART NUMBER	(6) DESCRIPTION AND USABLE ON CODES (UOC)	(7) QTY
GROUP 0106 ENGINE LUBRICATION SYSTEM FIG. 17 LOWER FRONT COVER, OIL PRESSURE REGULATOR, AND OIL PUMP ASSEMBLY						
1	PAHZZ	5305-00-947-7645	24617	272429	SCREW, 3/8-16UNC-2AX4-1/8 GR5	4
2	PAHZZ	5310-00-637-9541	80045	MS35338-46	WASHER, LOCK	12
3	PAHZZ	5310-00-080-6004	96906	MS27183-14	WASHER, FLAT	12
4	PAHZZ	5305-00-543-2866	80204	B1821BH038C250N	SCREW, 3/8-16UNC-2AX2-1/2 GR8	4
5	PAHZZ	5306-01-239-9393	72582	193268	BOLT, MACHINE 5/16-18UNC-2AX2 GR5	6
6	PAFZZ	5310-00-407-9566	80205	MS35338-45	WASHER, LOCK	8
7	PAFHH	2815-01-219-4102	72582	5104714	OIL PUMP ASSEMBLY	1
8	PAHZZ	2990-01-234-7368	72582	5104550	.HOUSING, OIL PUMP ASSEMBLY.....	1
9	PAHZZ	4320-01-235-5731	72582	ER-431700	.GEAR ROTOR SET, ROTATING	1
10	PAHZZ	2815-00-921-5388	72582	5195685	.COVER	1
11	PAHZZ	5305-00-253-5620	80205	MS21318-29	.SCREW, DRIVE NO 6X3/8.....	2
12	PAHZZ	5330-00-780-5242	72582	5119368	GASKET	1
13	PAHZZ	5305-00-781-3927	80204	B1821BH038C350N	SCREW, 3/8-16UNC-2AX3-1/2 GR8	4
14	PAFZZ	5305-00-983-6621	96906	MS16997-80	SCREW, 5/16-18UNC-3AX1 GR8	2
15	PAFZZ	2930-01-051-7920	72582	5119426	FLANGE, THERMOSTAT.....	1
16	PAFZZ	5330-00-682-7195	63005	5126473	GASKET	1
17	PAFZZ	5330-00-944-7065	72582	5138796	SEAL, PLAIN ENCASED	1
18	PAHZZ	2815-01-016-0425	72582	5138830	COVER LWR FRONT COVER.....	1
19	PAFZZ	5365-00-903-0909	72582	5136227	.PLUG, MACHINE THREAD	1
20	PAFZZ	5310-00-231-3293	72582	5177773	.WASHER, FLAT	2
PART OF KIT, P/N 8927743						
21	PAFZZ	5360-00-682-7190	72582	5126436	.SPRING, HELICAL, COMPRESSION	2
22	PAFZZ	2815-00-903-0907	72582	5143021	.SLEEVE, OIL PRESSURE	2
23	PAFZZ	4730-01-210-4252	72582	8923916	.PLUG, PIPE	4
24	PAFZZ	4730-00-371-5337	72582	8924380	.PLUG, PIPE	1
25	PAHZZ	5342-01-144-1937	72582	5139988	.PLUG	1
26	PAFZZ	5365-00-903-0909	72582	5136227	.PLUG, MACHINE THREAD	1
27	PAFZZ	4730-00-010-3885	72582	8924517	.PLUG, PIPE	1
28	PAHZZ	3120-00-930-3265	72582	5136097	.BEARING, SLEEVE	1

END OF FIGURE

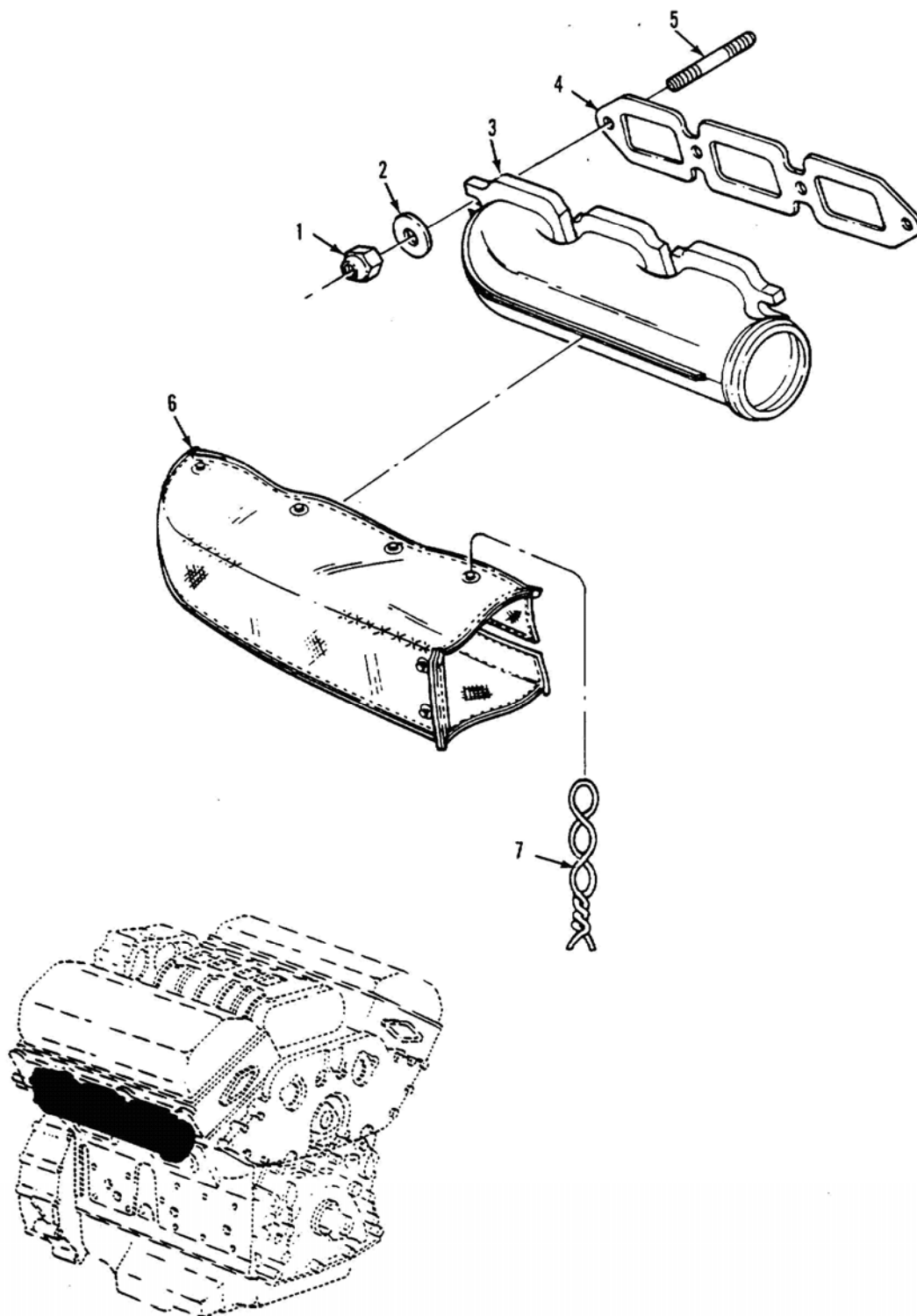


Figure 18. Exhaust Manifold

U.S. Export Controlled Data – See title page.

SECTION II

TM BRAZIL -34P-ENG

(1) ITEM NO	(2) SMR	(3) NSN	(4) CAGE	(5) PART NUMBER	(6) DESCRIPTION AND USABLE ON CODES (UOC)	(7) QTY
					GROUP 0108 MANIFOLDS FIG. 18 EXHAUST MANIFOLD	
1	PAFZZ	5310-00-274-9364	80205	MS21045-7	NUT, SELF-LOCKING, HEXAGON	8
2	PAFZZ	5310-00-595-8121	72582	5104439	WASHER, SPRING TENSION	8
3	PAFZZ	2815-00-567-2502	72582	5135016	MANIFOLD, EXHAUST	2
4	PAFZZ	5330-00-780-5221	72582	5116205	GASKET	2
5	PAFZZ	5307-00-550-1879	72582	8925804	STUD, PLAIN	8
6	PAOZZ	2835-01-481-2647	72582	8928753	INSULATION, COVER	2
7	MOOZZ	9505-01-511-2149	72582	5101163	WIRE, NON-ELECTRICAL	V
					USE AS REQUIRED	
					MAKE FROM P/N (96906) MS2099NC20	

END OF FIGURE

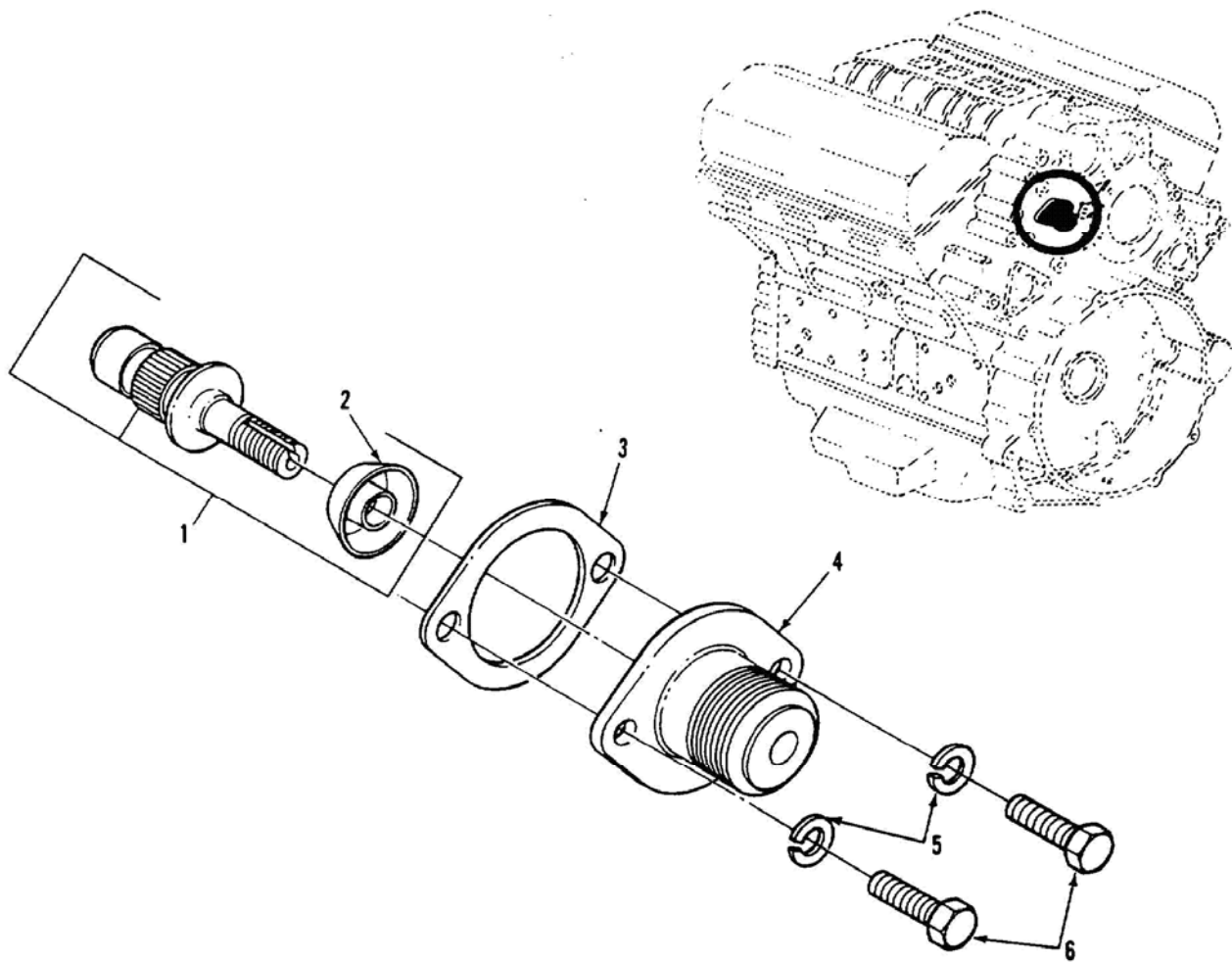


Figure 19. Tachometer Drive Assembly

U.S. Export Controlled Data – See title page.

SECTION II

TM BRAZIL -34P-ENG

(1) ITEM NO	(2) SMR	(3) NSN	(4) CAGE	(5) PART NUMBER	(6) DESCRIPTION AND USABLE ON CODES (UOC)	(7) QTY
GROUP 0109 ACCESSORY DRIVING MECHANISMS FIG. 19 TACHOMETER DRIVE ASSEMBLY						
1	PAFZZ	2815-00-567-2501	72582	5134526	DRIVE ASSEMBLY, SHAFT	1
2	PAFZZ	5310-01-133-9152	72582	5107931	.WASHER, DEFLECTOR, DIRT	1
3	PAFZZ	5330-00-466-0467	72582	5135935	GASKET	1
4	PAFZZ	6680-00-364-3506	72582	5155819	ADAPTOR, TACHOMETER	1
5	PAFZZ	5310-00-407-9566	80205	MS35338-45	WASHER, LOCK	2
6	PAFZZ	5306-00-226-4827	80204	B1821BH031C100N	BOLT, MACHINE 5/16-18UNC-2AX1 GR8	2

END OF FIGURE

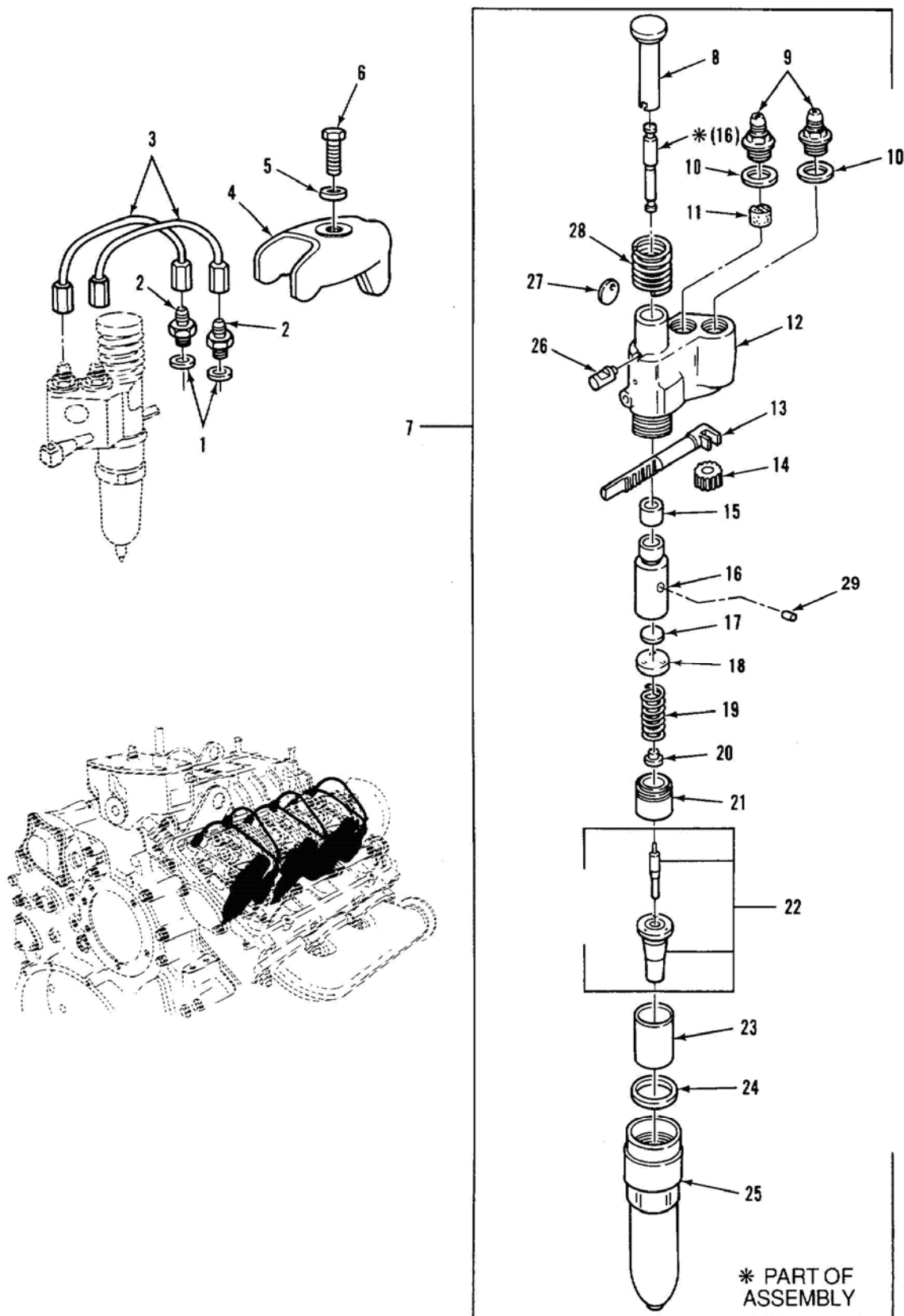


Figure 20. Fuel Injector or Assembly and Related Parts

U.S. Export Controlled Data – See title page.

SECTION II

TM BRAZIL -34P-ENG

(1) ITEM NO	(2) SMR	(3) NSN	(4) CAGE	(5) PART NUMBER	(6) DESCRIPTION AND USABLE ON CODES (UOC)	(7) QTY
GROUP 03 FUEL SYSTEM GROUP 0301 CARBURETOR, FUEL INJECTOR FIG. 20 FUEL INJECTOR ASSEMBLY AND RELATED PARTS						
1	PAFZZ	5310-01-239-5071	72582	8925644	WASHER FLAT	12
2	PAFZZ	4730-01-222-0914	72582	8926992	NIPPLE TUBE CYL HEAD TO FUEL LINES .	12
3	PAFZZ	4710-01-446-3824	72582	23511852	TUBE ASSY, METALLIC FUEL INLET &	12
					OUTLET, INJECTOR TO CYL HEAD	
4	PAFZZ	2910-00-735-6187	72582	5121259	CLAMP, FUEL INJECTOR	6
5	PAFZZ	5310-00-276-3015	72582	5150250	WASHER, CONVEX	6
6	PAFZZ	5305-00-782-9489	80204	B1821BH038C200N	SCREW, 3/8-16UNC-2AX2 GR8	6
7	PAFFF	2910-01-364-6635	72582	5226245	INJECTOR ASSEMBLY, F MODEL N50	6
8	PAHZZ	2910-00-126-9713	72582	5228104	.GUIDE, FOLLOWER	1
9	PAHZZ	4730-00-937-0229	72582	5228588	.ADAPTER, STRAIGHT, INJECTOR.....	2
					BODY, FUEL INLET & OUTLET	
10	PAHZZ	5365-00-255-0296	72915	5226186	.SPACER, RING	2
11	PAHZZ	2910-00-374-4929	72582	5228587	.FILTER ELEMENT, FUEL INLET PORT	1
12	PAHZZ	2910-00-833-1000	72582	5228583	.HOLDER, FUEL INJECTOR.....	1
13	PAHZZ	2910-00-126-9712	72582	5226719	.RACK, INJECTOR	1
14	PAHZZ	3020-00-272-6038	72582	5226400	.GEAR, SPUR	1
15	PAHZZ	5365-00-849-2283	72582	5228586	.SPACER, SLEEVE	1
16	PAHZZ	2910-01-234-8566	77592	5226422	.PLUNGER AND BUSHING.....	1
17	PAHZZ	5340-00-838-9696	71934	5228694	.DISK, SOLO, PLAIN	1
					INJECTOR CHECK--BUY AT 2000 PER PK	
18	PAHZZ	6695-00-034-3918	54936	HN-5228696	.GAGE, VALVE INJECTOR	1
19	PAHZZ	5360-01-303-9565	72582	5226359	.SPRING, HELICAL, COMPRESSION	1
20	PAHZZ	5340-01-304-2471	72582	5226246	.SEAT, HELICAL SPRING	1
21	PAHZZ	5340-00-759-0542	72582	5228594	.SEAT, HELICAL SPRING	1
22	PAHZZ	2910-00-117-9230	72582	5229030	.SPRAY TIP NOZZLE, FU	1
23	PAHZZ	5365-00-608-0486	72582	5228109	.DEFLECTOR INJECTOR	1
24	PAHZZ	5330-00-364-3434	72582	5229167	.PACKING, PREFORMED BETWEEN	1
					INJECTOR BODY & NUT	
25	PAHZZ	5310-00-833-1013	72582	5228601	.NUT, INJECTOR, VALVE	1
26	PAHZZ	5315-00-707-1253	72582	5228608	.PIN, STOP, FUEL INJECTOR.....	1
27	PBHZZ		77592	5226460	.PLATE MARKING BLANK	1
28	PAHZZ	5360-00-792-9771	71939	5228739	.SPRING HELICAL, COMP	1
29	PAHZZ	5315-00-241-7427	55380	N24188-20	PIN	1
30	PAHZZ	2910-00-073-3010	72582	5229649	SERVICE KIT.....	1

END OF FIGURE

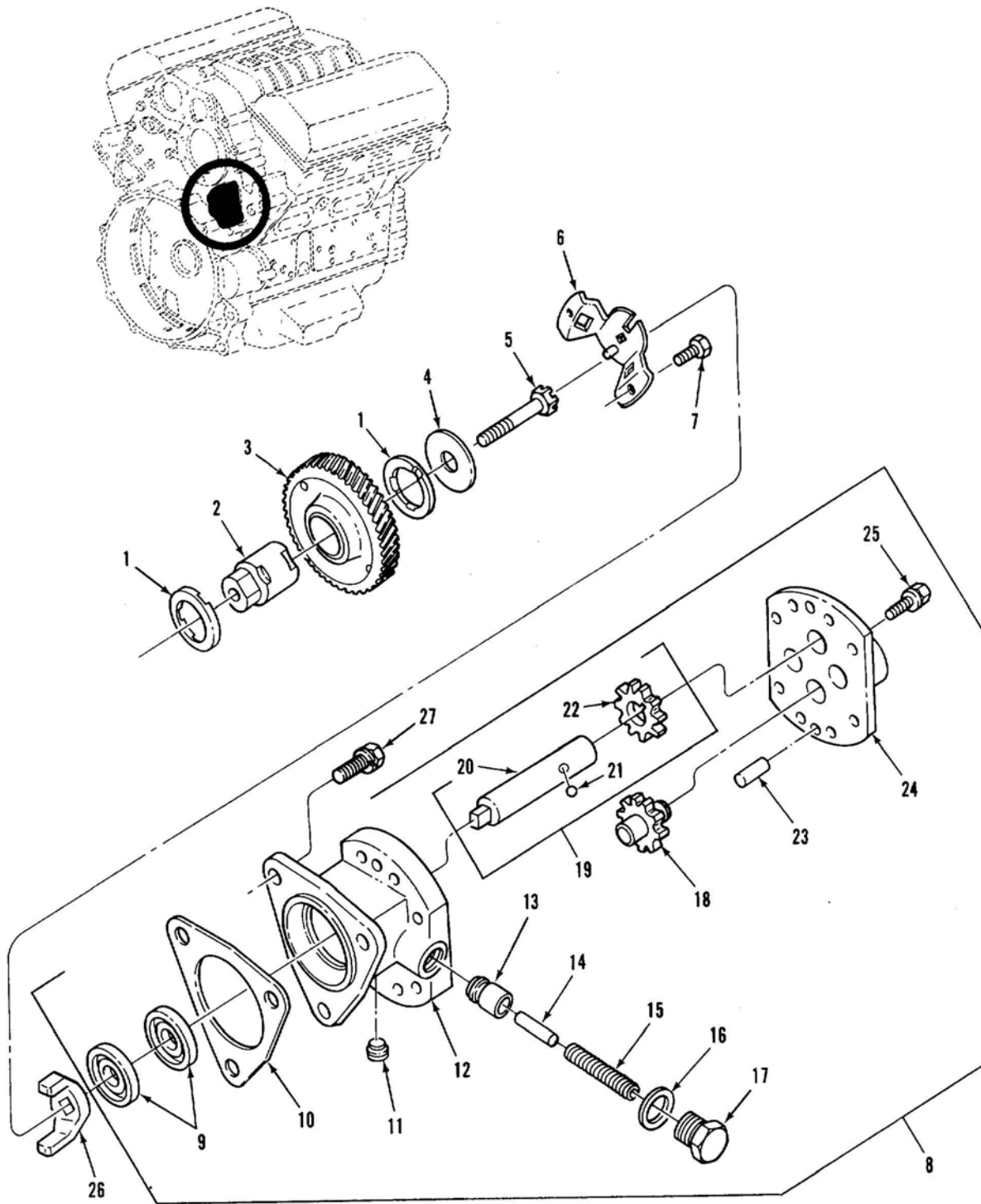


Figure 21. Fuel Pump Assembly and Drive

U.S. Export Controlled Data – See title page.

SECTION II

TM BRAZIL -34P-ENG

(1) ITEM NO	(2) SMR	(3) NSN	(4) CAGE	(5) PART NUMBER	(6) DESCRIPTION AND USABLE ON CODES (UOC)	(7) QTY
GROUP 0302 FUEL PUMPS FIG. 21 FUEL PUMP ASSEMBLY AND DRIVE						
1	PAHZZ	5310-00-999-2397	72582	5125771	WASHER, THRUST.....	2
2	PAHZZ	3040-00-999-2352	72582	5125774	HUB, BODY.....	1
3	PAHZZ	3020-01-122-8251	72582	5107087	GEAR ASSEMBLY, FUEL.....	1
4	PAHZZ	2910-00-999-2396	72582	5126672	RETAINER, DRIVE GEAR.....	1
5	PAHZZ	5306-00-846-3246	19207	8675776	BOLT, SELF-LOCKING.....	1
					1/2-13 OUNC-2AX2-3/4 GR8	
6	PAHZZ	2910-00-999-2351	72582	23511479	ADAPTER.....	1
7	PAHZZ	5306-00-822-3685	19207	9409073	BOLT, SELF-LOCKING 1/4-2 OUNC-2AX5/8	2
8	PAOZZ	2910-01-128-4492	72582	5108066	PUMP, FUEL METERING.....	1
8	PAOZZ	2910-00-355-7669	72582	5199734	PARTS KIT ENGINE.....	1
9	PAFZZ	5330-01-450-6808	72582	23512243	.SEAL, PLAIN ENCASED.....	2
					PART OF KIT P/N 5199734	
10	PAOZZ	5330-00-212-6290	72582	5150193	.GASKET.....	1
11	PAOZZ	4730-00-371-5337	72582	8924380	.PLUG, PIPE.....	2
12	PAFZZ	2910-01-016-0439	72582	5146338	.HOUSING, FUEL PUMP.....	1
					PART OF KIT P/N 5199734	
13	PAFZZ	2910-00-624-0736	72582	5174973	.VALVE, RELIEF.....	1
					PART OF KIT P/N 5199734	
14	PAFZZ	5315-00-010-3709	21450	103709	.PIN, STRAIGHT, HEADLESS.....	1
					PART OF KIT P/N 5199734	
15	PAFZZ	5360-00-664-7850	72582	5184530	.SPRING, HELICAL, COMPRESSION.....	1
					PART OF KIT P/N 5199734	
16	PAFZZ	5330-00-599-5577	72582	5161003	.GASKET PART OF KIT P/N 5199734	1
17	PAFZZ	5365-00-354-1308	72582	5174971	.PLUG, MACHINE THREAD.....	1
					PART OF KIT P/N 5199734	
18	PAFZZ	3020-00-911-9950	72582	5100313	.GEAR, SPUR PART OF KIT P/N 5199734 ..	1
19	PAFZZ	3020-00-008-4845	72582	5146705	.GEAR, SPUR PART OF KIT P/N 5199734 ..	1
20	PAFZZ	3040-00-698-2915	72582	5178700	..SHAFT, STRAIGHT.....	1
					PART OF KIT P/N 5199734	
21	PAFZZ	3110-01-027-3183	81346	MS19059-4808	..BALL, BEARING.....	1
					PART OF KIT P/N 5199734	
22	PAFZZ	3020-00-008-1723	72582	5128217	..GEAR SPUR PART OF KIT P/N 5199734 ..	1
23	PAFZZ	5315-00-014-1195	72582	141195	.PIN, STRAIGHT HEADLESS.....	2
					PART OF KIT P/N 5199734	
24	PAFZZ	2815-01-014-3139	72582	5134628	.COVER PART OF KIT P/N 5199734	1
25	PAFZZ	5306-00-845-1621	7x677	3719219	.BOLT, MACHINE.....	8
26	PAOZZ	2910-00-524-7862	72582	5102257	FORK COUPLING, FUEL	1
27	PAOZZ	5306-01-297-6987	72582	8925603	BOLT MACHINE 5/16-18 OUNC-24X3/4	3
					GR2	

END OF FIGURE

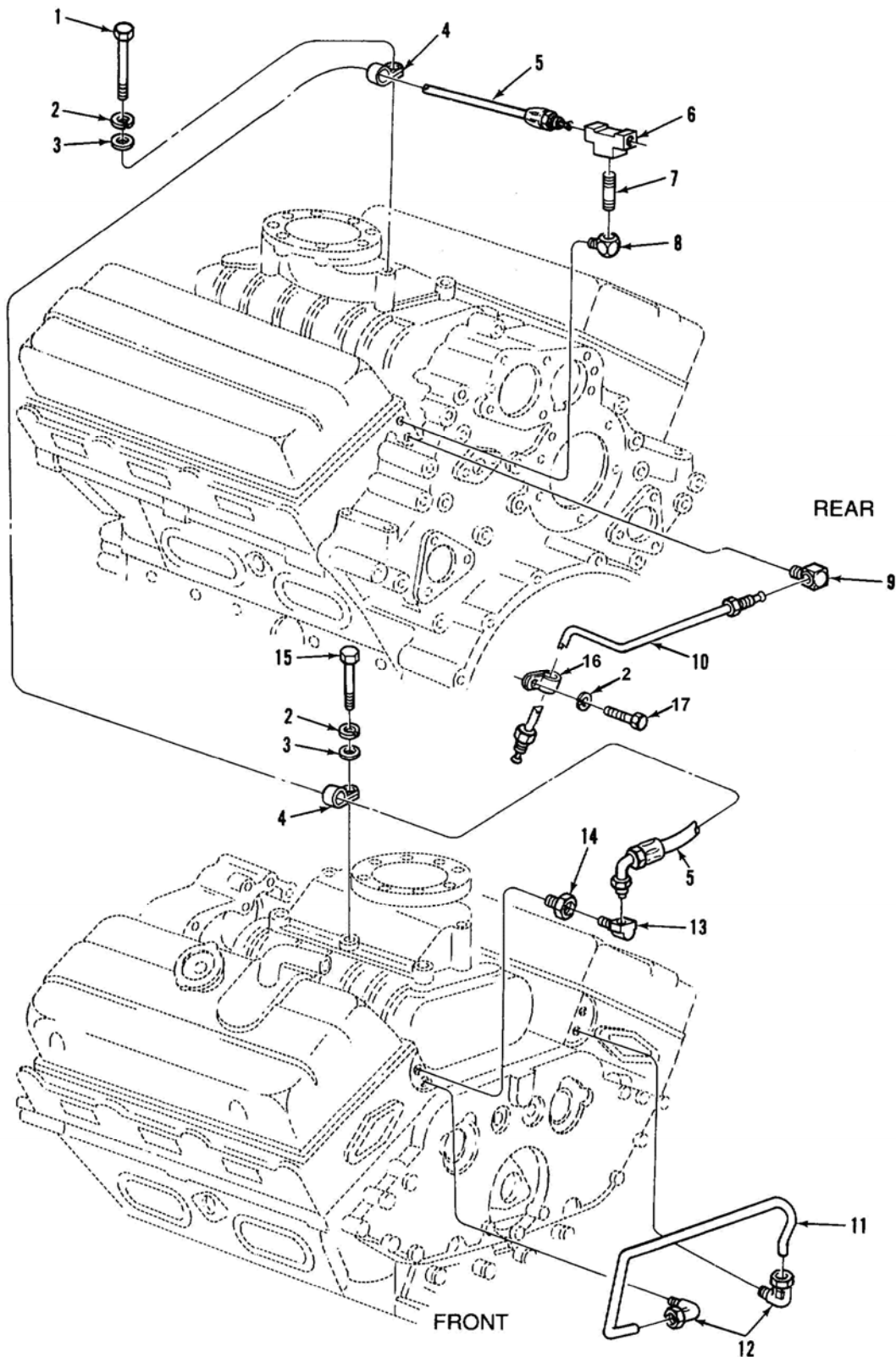


Figure 22. Fuel Lines and Fitting

U.S. Export Controlled Data – See title page.

SECTION II

TM BRAZIL -34P-ENG

(1) ITEM NO	(2) SMR	(3) NSN	(4) CAGE	(5) PART NUMBER	(6) DESCRIPTION AND USABLE ON CODES (UOC)	(7) QTY
GROUP 0302 FUEL PUMPS FIG. 22 FUEL LINES AND FITTINGS						
1	PAOZZ	5305-00-207-0897	72582	186628	SCREW, 3/8-16UNC-2AX3-3/4 GR8	1
2	PAOZZ	5310-00-637-9541	80045	MS35338-46	WASHER, LOCK 3/8	3
3	PAOZZ	5310-00-080-6004	96906	MS27183-14	WASHER, FLAT 3/8	3
4	PAOZZ	5340-00-499-3597	72582	5171509	CLAMP, LOOP.....	2
5	PAOZZ	4720-00-994-5788	72582	5131375	HOSE ASSEMBLY, NONME FUEL INLET	1
6	PAOZZ	4730-01-075-7310	81343	6-6-4 040427B	TEE, PIPE TO TUBE FUEL INLET	1
					LBK CYL HEAD	
7	PAOZZ	4730-00-196-1973	96906	MS51846-28	NIPPLE PIPE LBK REAR CYC HEAD.....	1
8	PAOZZ	4730-00-595-4417	72582	8924168	ELBOW, HOSE FUEL INLET,	1
					LBK REAR CYL HEAD	
9	PAOZZ	4730-01-157-6223	72582	8924217	ELBOW, PIPE TO TUBE FUEL RETURN	1
10	XBOZZ	4710-01-118-5621	72582	5108025	TUBE ASSEMBLY, METAL FUEL RETURN .	1
11	PAOZZ	4710-00-572-8603	72582	5135034	TUBE, BENT, METALLIC FUEL	1
					CROSSOVER	
12	PAOZZ	4730-00-780-5223	72582	8924185	ELBOW PIPE TO TUBE FUEL	2
					CROSSOVER	
					CYL HEADS FR	
13	PAOZZ	4730-01-204-4417	72582	8924154	ELBOW RBK FRONT CYL HEAD	1
14	PAOZZ	4730-01-157-8938	72582	8924172	COUPLING, PIPE FUEL INLET.....	1
					RIGHT CYL HEAD	
15	PAOZZ	5305-01-090-0737	24617	9428638	SCREW, CAP, HEXAGON HEAD	1
					3/P-16UNC-2AX2	
16	PAOZZ	5342-01-134-5516	72582	140580	CLIP, 3/8	1
17	PAOZZ	5306-01-140-7888	72582	5104597	BOLT, 3/8-16 X 3/4	1

END OF FIGURE

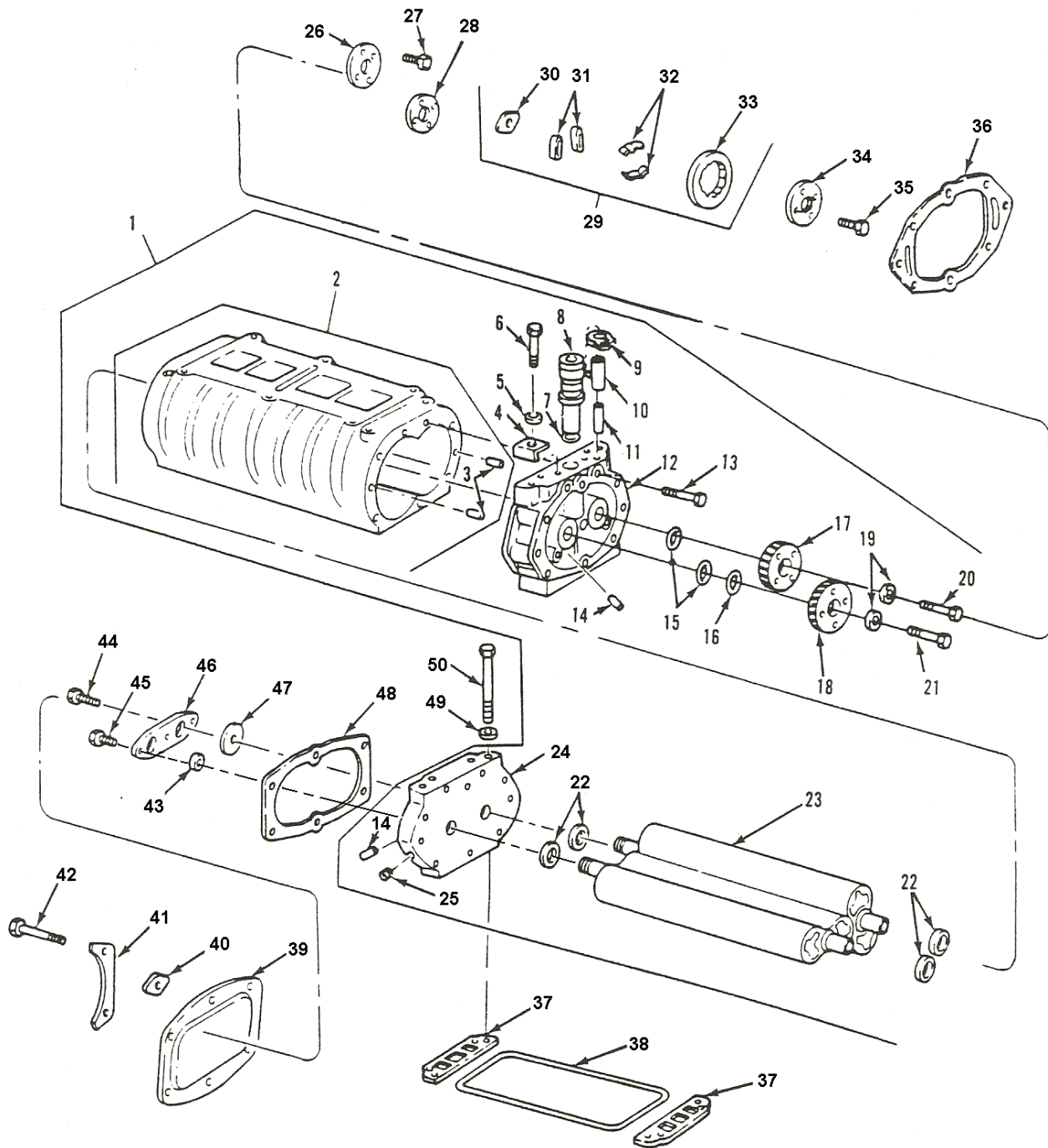


Figure 23. Blower Assembly

U.S. Export Controlled Data – See title page.

SECTION II

TM BRAZIL -34P-ENG

(1) ITEM NO	(2) SMR	(3) NSN	(4) CAGE	(5) PART NUMBER	(6) DESCRIPTION AND USABLE ON CODES (UOC)	(7) QTY
GROUP 0305 SUPERCHARGER, BLOWER, TUBOCHARGER OR ALTITUDE COMPENSATOR FIG. 23 BLOWER ASSEMBLY						
KIT	PAHZZ	2990-00-074-1928	72582	5198043	KIT, BLOWER INSTALLATION	1
1	PAFHH	2950-01-218-2103	72582	8924568	BLOWER, ENGINE	1
2	PAHZZ	2815-01-235-1507	72582	8924566	.HOUSING, BLOWER	1
3	PAHZZ	5315-00-480-4453	72582	141242	.PIN STRAIGHT HEADLESS	4
4	PAHZZ	2815-01-442-6636	72582	8927674	.CLAMP	2
5	PAHZZ	5310-00-582-5965	80205	MS35338-44	WASHER, LOCK	2
6	PAHZZ	5305-00-071-2505	80204	B1821BH025C088N	SCREW, 1/4-20UNC-2AX7/8 GR8	2
ALTERNATE P/N: MS90728-7						
7	PAHZZ	5330-01-247-2375	72582	8923959	SEAL RING	1
8	PAHZZ	4820-01-342-6000	72582	23502801	VALVE, SAFETY, RELIEF	1
9	PAHZZ	4730-01-345-7333	72582	1622744	CLAMP, HOSE	2
10	PAHZZ	4720-01-239-7960	72582	8926703	HOSE, NONMETALLIC	1
11	PAHZZ	5365-01-245-7257	72582	8924557	.SPACER, SLEEVE	1
12	PAHZZ	2815-01-234-7352	72582	8924545	.PLATE, BLOWER HOUSING	1
13	PAHZZ	5305-00-984-3021	80205	NAS1352-5-48P	SCREW, SOCKET 5/16-18 UNC-3AX3 GR8 ..	2
14	PAHZZ	5315-00-014-1212	24617	141212	.PIN STRAIGHT HEADLESS	4
15	PAHZZ	5310-01-254-1373	72582	8928695	.WASHER FLAT	2
16	PAHZZ	5365-00-819-4875	72582	5116164	.SHIM, 0 002 IN. THK	1
PART OF KIT P/N 5198683						
15	PAHZZ	5365-00-816-9144	72582	5116165	.SHIM, 0 003 IN. THK	1
PART OF KIT P/N 5198683						
16	PAHZZ	5365-00-902-7803	72582	5116166	.SHIM, 0 004 IN. THK	1
PART OF KIT P/N 5198683						
16	PAHZZ	5365-00-902-7804	72582	5116167	.SHIM, 0 005 IN. THK	1
PART OF KIT P/N 5198683						
17	PAHZZ	3020-01-122-5905	72582	5107084	.GEAR, HELICAL, ROTOR LH	1
18	PAHZZ	3020-01-122-5181	72582	5107083	.GEAR, HELICAL, ROTOR RH	1
19	PAHZZ	2815-00-089-6440	72582	5126236	.PILOT BLOWER DRIVE	2
20	PAHZZ	5306-00-059-3529	24617	9420604	.BOLT, 5/16-24UNF-2AX1-3/4 GR8 12 PT.....	1
HEAD						
21	PAHZZ	5306-01-020-6895	96906	MS535764-1277	.BOLT S/L, 5/16-24UNF-2AX1-3/4 GR8	1
22	PAHZZ	5330-00-079-8421	72582	5142266	.SEAL PLAIN ENCASED	4
23	PAHZZ	6105-01-234-1037	72582	5104526ND	.ROTOR, MOTOR	2
24	PAHZZ	2815-01-234-7351	72582	5104301	.PLATE, BLOWER	1
25	PAHZZ	4730-00-371-5337	72582	8924380	.PLUG, PIPE	2
26	PAFZZ	3010-00-921-5352	72582	5121336	COUPLING HALF, SHAFT	1
27	PAFZZ	5306-00-781-7777	24617	9409219	BOLT, SELF-LOCKING 1/4-28UNF-2AX3/4 ..	4
28	PAFZZ	2910-00-999-2349	72582	5126237	SPACER, FUEL PUMP	1
29	PAFZZ	3010-00-055-0830	72582	8922969	COUPLING, SHAFT, FLEX	1
30	PAFZZ	3040-01-166-1185	72582	8922970	.CAM	1
31	PAFZZ	2815-01-116-7109	72582	5180321	.SEAT, SPRING	1
32	PAFZZ	5360-01-117-3163	72582	5180322	.SPRING	1
33	PAFZZ	2990-00-932-7375	72582	5119412	.SUPPORT, DRIVE	1
34	PAFZZ	2990-00-918-4206	72582	5119466	RETAINER COUPLING	1
35	PAFZZ	5306-00-780-8109	24617	9409221	BOLT, S/L, 1/4-28UNF-2AX1-5/8 GR8	4
36	PAHZZ	5330-00-780-5231	72582	5119438	GASKET	1
37	PAHZZ	5330-01-242-2697	72582	8923566	GASKET	2
38	PAHZZ	2990-00-780-5236	72582	5127963	SEAL, BLOWER	1
39	PAHZZ	5340-00-849-2111	72582	5119429	COVER, ACCESS	1
40	PAHZZ	5365-00-849-2105	72582	5119395	SPACER PLATE	2
41	PAHZZ	2950-00-849-2110	72582	5119394	PLATE, REINFORCEMENT	2
42	PAHZZ	5305-00-990-8632	80204	B1821BH038C375N	SCREW, 3/8-16UNC-2AX3-3/4 GR8	6
ALTERNATE P/N: MS90725-73						
43	PAHZZ	5365-00-921-5340	72582	5116170	.SPACER, SLEEVE	3
44	PAFZZ	5305-00-940-9034	24617	9409034	SCREW, CAP, HEXAGON HEAD	2
45	PAFZZ	5306-00-940-9062	24617	9409062	BOLT, SELF-LOCK 1/4-20UNC-2AX1 GR8 ...	3
46	PAHZZ	2815-00-103-2217	72582	5134179	PLATE, THRUST, ENGINE	1
47	PAHZZ	5310-00-966-9141	72582	5127077	WASHER, FLAT	2
48	PAHZZ	5330-01-347-8154	72582	5119433	GASKET	1
49	PAFZZ	5310-00-780-8116	72582	5131913	WASHER FLAT	4
50	PAFZZ	5306-00-947-7990	72582	5132923	BOLT, S/L, 7/16-14UNC-2AX6-11/16 GR5	4
END OF FIGURE						

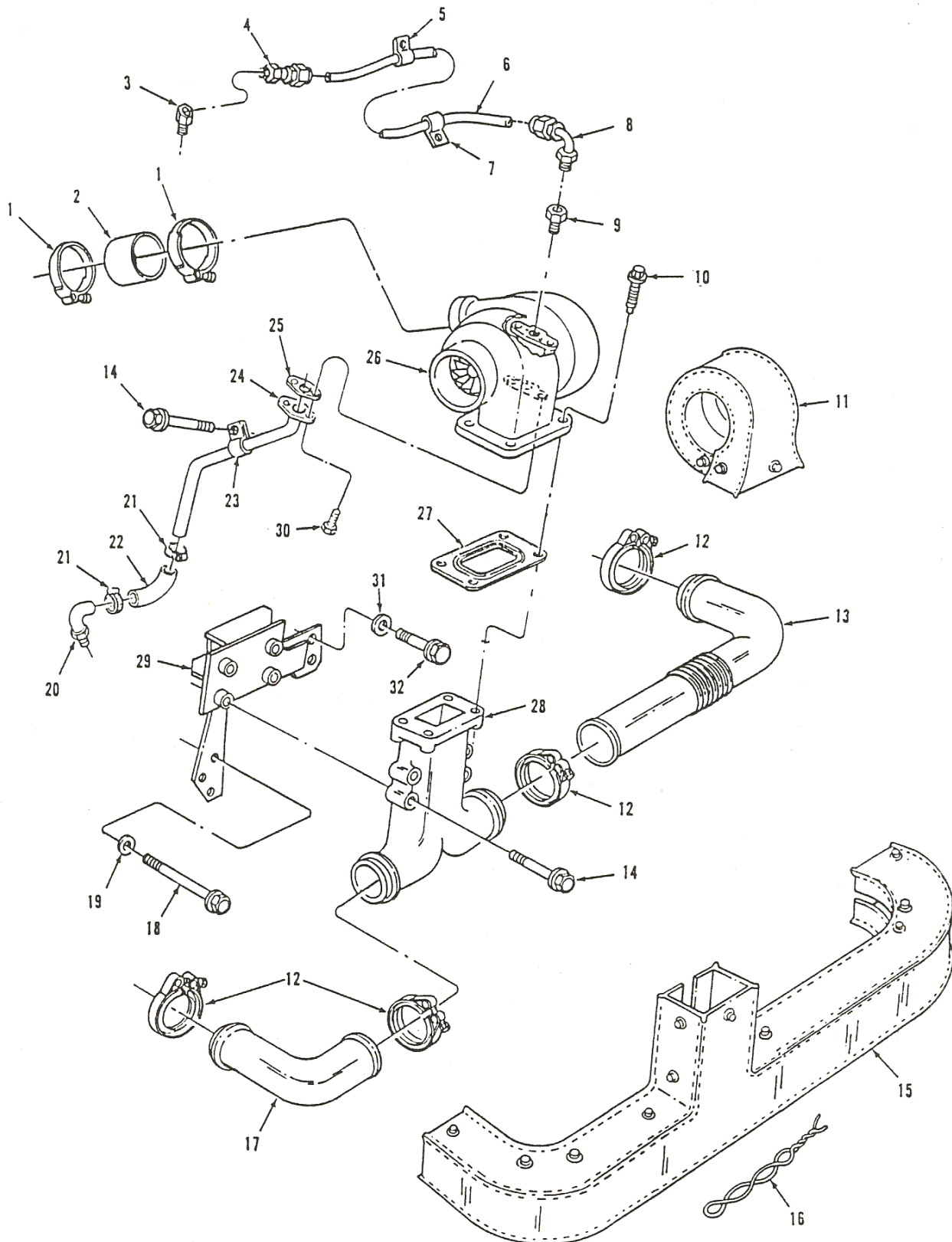


Figure 24. Turbocharger and Related Parts

U.S. Export Controlled Data – See title page.

SECTION II

TM BRAZIL -34P-ENG

(1) ITEM NO	(2) SMR	(3) NSN	(4) CAGE	(5) PART NUMBER	(6) DESCRIPTION AND USABLE ON CODES (UOC)	(7) QTY
GROUP 0305 SUPERCHARGER, BLOWER, TURBOCHARGER OR ALTITUDE COMPENSATOR FIG. 24 TURBOCHARGER AND RELATED PARTS						
1	PAFZZ	5342-01-035-1755	72582	5147911	CLAMP, HOSE	2
2	PAFZZ	4720-00-893-5429	72582	5162888	HOSE, PREFORMED.....	1
3	PAFZZ	4730-01-157-6224	72582	8924161	ELBOW, HOSE OIL FILTER ADAPTER	1
4	PAFZZ	4730-01-028-5038	01276	FC9395-0606S	ADAPTER, STRAIGHT, PIPE TO HOSE	1
5	PAFZZ	4710-01-252-4896	72582	5171500	TUBE ASSEMBLY	1
6	PAFZZ	4720-00-485-7167	72582	5199575	HOSE ASSY, NONMETALLIC,.....	1
7	PAFZZ		72582	5100363	TURBO OIL FEED	
8	PAFZZ	4730-00-233-9988	72582	5199588	CLAMP, LOOP.....	1
9	PAFZZ	4730-01-069-3216	72582	8924171	ELBOW, TUBE TO HOSE	1
10	PAFZZ	5306-01-087-9731	3B518	8927582	CONNECTOR.....	1
11	PAOZZ	5640-01-291-9010	22013	298S30233	BOLT, MACHINE.....	4
12	PAOZZ		72582	5146144	INSULATION BLANKET, TURBOCHARGER	1
13	PAOZZ	2990-01-039-9606	72582	5102575	CLAMP, COUPLING.....	4
14	PAFZZ	5305-01-336-3205	62860	8927587	TUBE ASSY, RIGHT BANK.....	1
15	PAOZZ	2835-01-475-9710	72582	23503156	SETSCREW.....	3
16	MOOZZ	9505-01-511-2149	72582	5101163	INSULATION BLANKET, TURBO TEE	1
17	PAOZZ	4710-01-118-5567	72582	5102574	WIRE, NON-ELECTRICAL.....	1
18	PAFZZ		72582	8927591	MAKE FROM WIRE, P/N MS20995-NC20	
19	PAFZZ	5310-00-160-9673	0SAT8	TR4436	TUBE ASSY, OUTLET, EXHAUST.....	1
20	PAFZZ	4710-00-466-7726	72582	5143869	BOLT.....	1
21	PAFZZ	4730-00-488-5899	72582	5186840	WASHER, FLAT	1
22	PAFZZ	4720-01-147-3826	72582	5144591	ALTERNATE P/N: MS27183-14	
23	PAOZZ		72582	5140903	TUBE AND ELBOW, TURBO OIL DRAW	1
24	PAFZZ		72582	23502211	CLAMP, HOSE	2
25	PAFZZ	5330-00-725-2388	72582	5170468	HOSE ASSY, TURBO OIL DRAIN.....	1
26	PAFHD	2950-01-220-3253	72582	8924252	CLAMP, LOOP.....	1
27	PAFZZ	5330-01-037-4129	72582	8929529	TUBE ASSEMBLY, METAL TURBO	1
28	PAFZZ	2990-01-369-3787	80212	4211600	OIL DRAIN	
29	PBFZZ	5340-01-369-4180	80212	4221221	GASKET, TURBO OIL DRAIN TUBE	1
30	PAFZZ	5305-01-336-5925	72582	8927579	TURBOCHARGER ASSY SEE FIG. 25.....	1
31	PAFZZ	5310-00-010-3342	72582	103342	FOR COMPONENT PARTS	
32	PAFZZ	5305-00-071-2055	80204	B1821BH044C150N	GASKET, TURBOCHARGER, MOUNTING ...	1
					TEE, TURBO EXHAUST PIPE	1
					BRACKET, TURBO SUPPORT	1
					SETSCREW.....	2
					WASHER, LOCK	2
					ALTERNATE P/N: MS27183-16	
					SCREW, 7/16-14UNC-2AX1-1/2 GR8.....	2
					ALTERNATE P/N: 179862 (GR5)	
					ALTERANTE P/N: MS35295-89 (GR5)	
					ALTERANTE P/N: MS90725-89 (GR5)	
					ALTERNATE P/N: MS90728-89 (GR8)	

END OF FIGURE

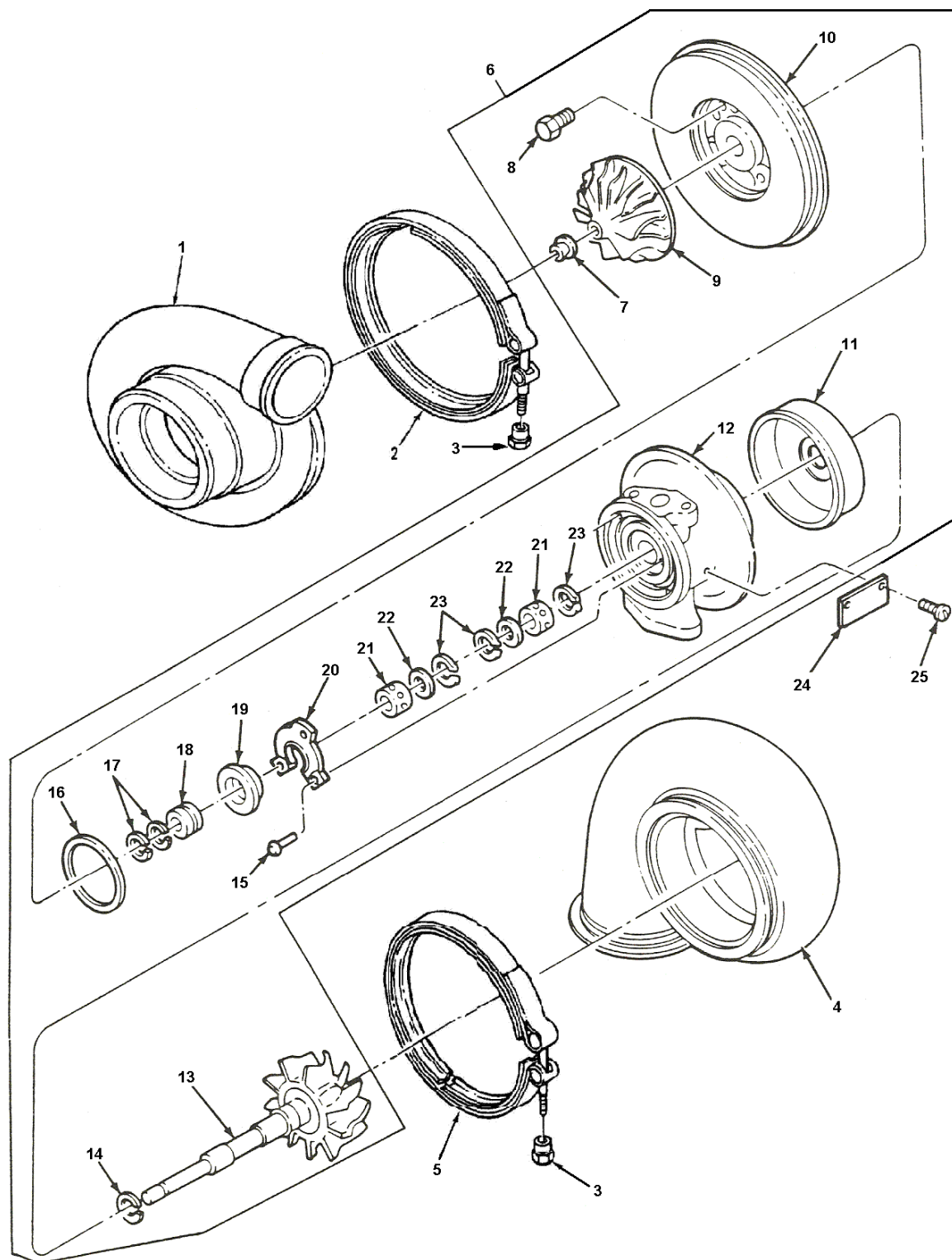


Figure 25. Turbocharger - Exploded View

U.S. Export Controlled Data – See title page.

SECTION II

TM BRAZIL -34P-ENG

(1) ITEM NO	(2) SMR	(3) NSN	(4) CAGE	(5) PART NUMBER	(6) DESCRIPTION AND USABLE ON CODES (UOC)	(7) QTY
GROUP 0305 SUPERCHARGER, BLOWER, TURBOCHARGER OR ALTITUDE COMPENSATOR FIG. 25 TURBOCHARGER - EXPLODED VIEW 4211483-1						
1	PAHZZ	4310-01-235-5712	08179	441880-0002	HOUSING, AIR COMPRESSOR	1
2	PAHZZ	5342-01-162-7865	72582	23505789	ALTERNATE P/N: 8925753 COUPLING, CLAMP, GROOVED	1
3	PAHZZ	5310-01-015-5419	72582	5149163	ALTERNATE P/N: 8920963 NUT, SELF-LOCKING, HEXAGON	2
4	PAHZZ	2815-01-235-0841	72582	8925754	HOUSING, TURBINE	1
5	PAHZZ	2835-01-015-5418	72582	5149162	CLAMP, COUPLING	1
6	PAHDD	2950-01-241-2465	08179	442032-1	HOUSING AND ROTOR ASSY	1
7	PAHZZ	5310-00-070-6870	27238	BH00163-6	ALTERNATE P/N: 88925741 .NUT, SELF-LOCKING	1
8	PAHZZ	5306-01-276-0834	72582	8925750	ALTERNATE P/N: 8925752 ALTERNATE P/N: 400768-13 .BOLT, MACHINE 1/4-20 UNC-2A X 1	4
9	PAHZZ		72582	8925745	.IMPELLER WHEEL	1
10	PAHZZ	2920-01-239-3362	72582	8925746	.BACKPLATE	1
11	PAHZZ	2950-01-205-3197	72582	5149173	ALTERNATE P/N: 8925746 .SHROUD WHEEL	1
12	PAHZZ	2950-01-475-9708	72582	8925742	.HOUSING, TURBOCHARGER	1
13	PAHZZ	2950-01-340-6940	72582	8925743	.SHAFT ASSY, TURBOCHARGER	1
14	PAHZZ	5325-01-015-5414	72582	5149154	.RING, RETAINING	1
15	PAHZZ	5305-01-335-9963	72582	23503754	.SCREW, DRIVE	3
16	PAHZZ	5365-01-016-0443	72582	5198936	.RING, SEAL	1
17	PAHZZ	5330-00-930-3254	72582	5197583	.SEAL RING, METAL	2
18	PAHZZ	5365-01-239-9477	72582	8925749	.SPACER, SLEEVE	1
19	PAHZZ	3040-01-234-8467	72582	8925751	.COLLAR, SHAFT	1
20	PAHZZ		08179	443688-1	.BEARING, WASHER, THRUST	1
21	PAHZZ	3110-01-268-2597	72582	8925744	ALTERNATE P/N: 8925748 .BEARING, BALL, ANNULAR	2
22	PAHZZ	5310-00-153-2717	72582	5198988	.WASHER, FLAT	2
23	PAHZZ	5325-00-930-3257	72582	5198049	.RING, RETAINING	3
24	XBHDD		72582	5149164	PLATE, NAME	1
25	PAHZZ	5305-00-253-5608	80205	MS21318-9	SCREW, DRIVE	4

END OF FIGURE

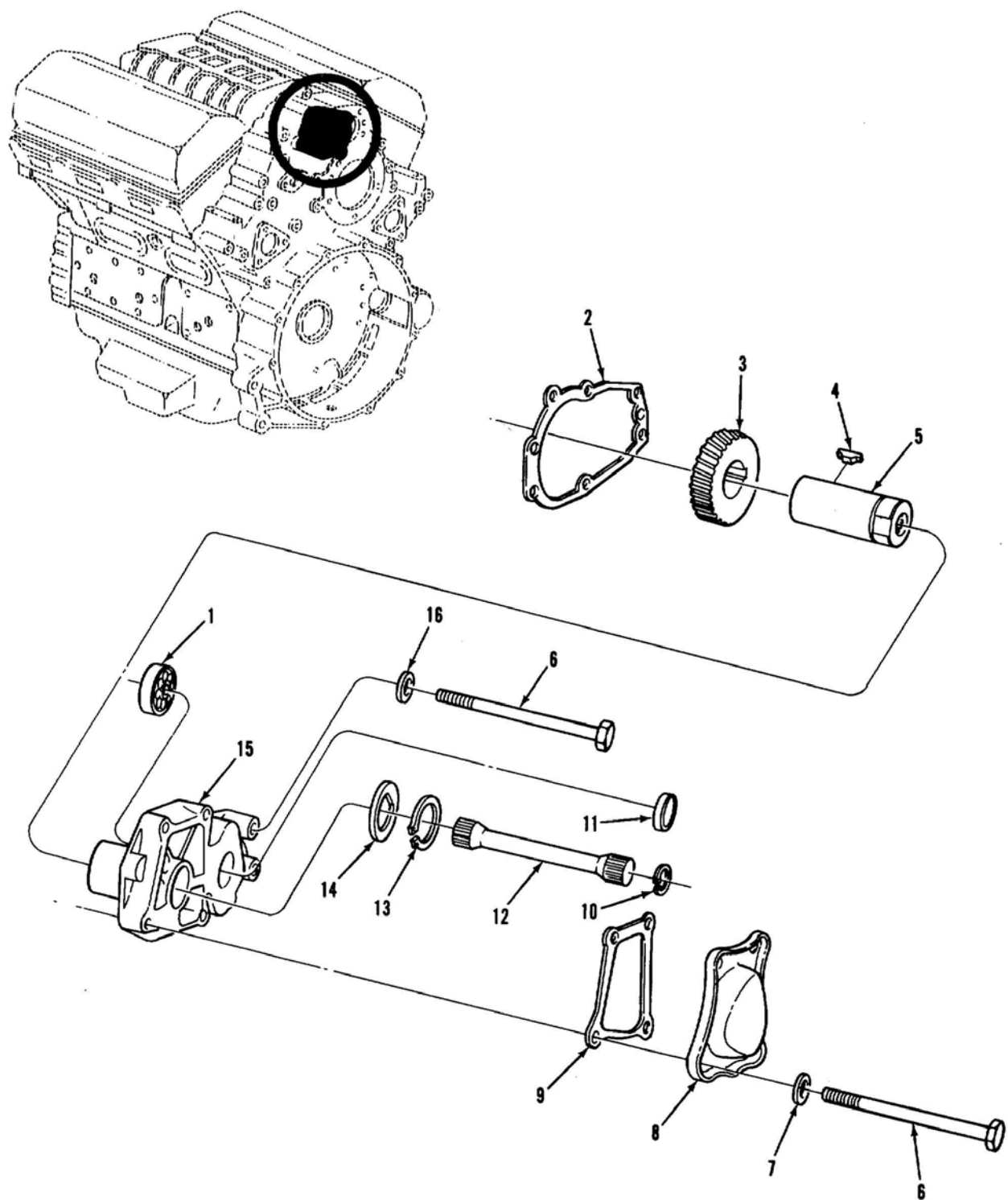


Figure 26. Blower Drive Gear and Related Parts

U.S. Export Controlled Data – See title page.

SECTION II

TM BRAZIL -34P-ENG

(1) ITEM NO	(2) SMR	(3) NSN	(4) CAGE	(5) PART NUMBER	(6) DESCRIPTION AND USABLE ON CODES (UOC)	(7) QTY
GROUP 0305 SUPERCHARGER, BLOWER, TUBOCHARGER OR ALTITUDE COMPENSATOR FIG. 26 BLOWER DRIVE GEAR AND RELATED PARTS						
1	PAHZZ		83298	820504-52	BEARING, BALL, ANNULAR.....	1
2	PAFZZ	5330-01-143-2300	72582	5103474	GASKET DRIVE SUPPORT TO	1
					FLYWHEEL HOUSING	
3	PAFZZ	3020-01-122-7912	72582	5107079	GEAR, HELICAL	1
4	PAFZZ	5315-00-616-5525	80205	MS35756-9	KEY, WOODRUFF.....	1
5	PAFZZ	3040-00-921-5345	72582	5116418	SHAFT, STRAIGHT	1
6	PAFZZ	5305-00-964-0503	80204	B1821BH038C500N	SCREW, 3/8-16UNC-2AX5 GR5.....	6
7	PAFZZ	5310-00-416-4070	72582	5164294	WASHER, FLAT	4
8	PBFZZ	5340-00-922-2018	72582	5121343	COVER, ACCESS.	1
9	PAFZZ	5330-00-074-1925	72582	5121344	GASKET BLOWER DRIVE SHAFT COVER .	1
10	PAFZZ	5325-00-804-4997	96906	MS16625-1077	RING, RETAINING BLOWER.....	1
					DRIVE SHAFT	
11	PAFZZ	5342-01-157-8867	72582	9421753	PLUG, CUP.....	1
12	PAFZZ	3040-00-903-0908	72582	5135876	SHAFT, BLOWER DRIVE.....	1
13	PAFZZ	5325-00-803-7316	96906	MS16624-1137	RING, RETAINING	1
14	PAFZZ	5310-00-055-0829	72582	5119285	WASHER, FLAT	1
15	PAFZZ	2930-00-866-9382	72582	5129168	SUPPORT, BLOWERDRIVE	1
16	PAFZZ	5310-00-264-1939	75282	5152148	WASHER, FLAT	2

END OF FIGURE

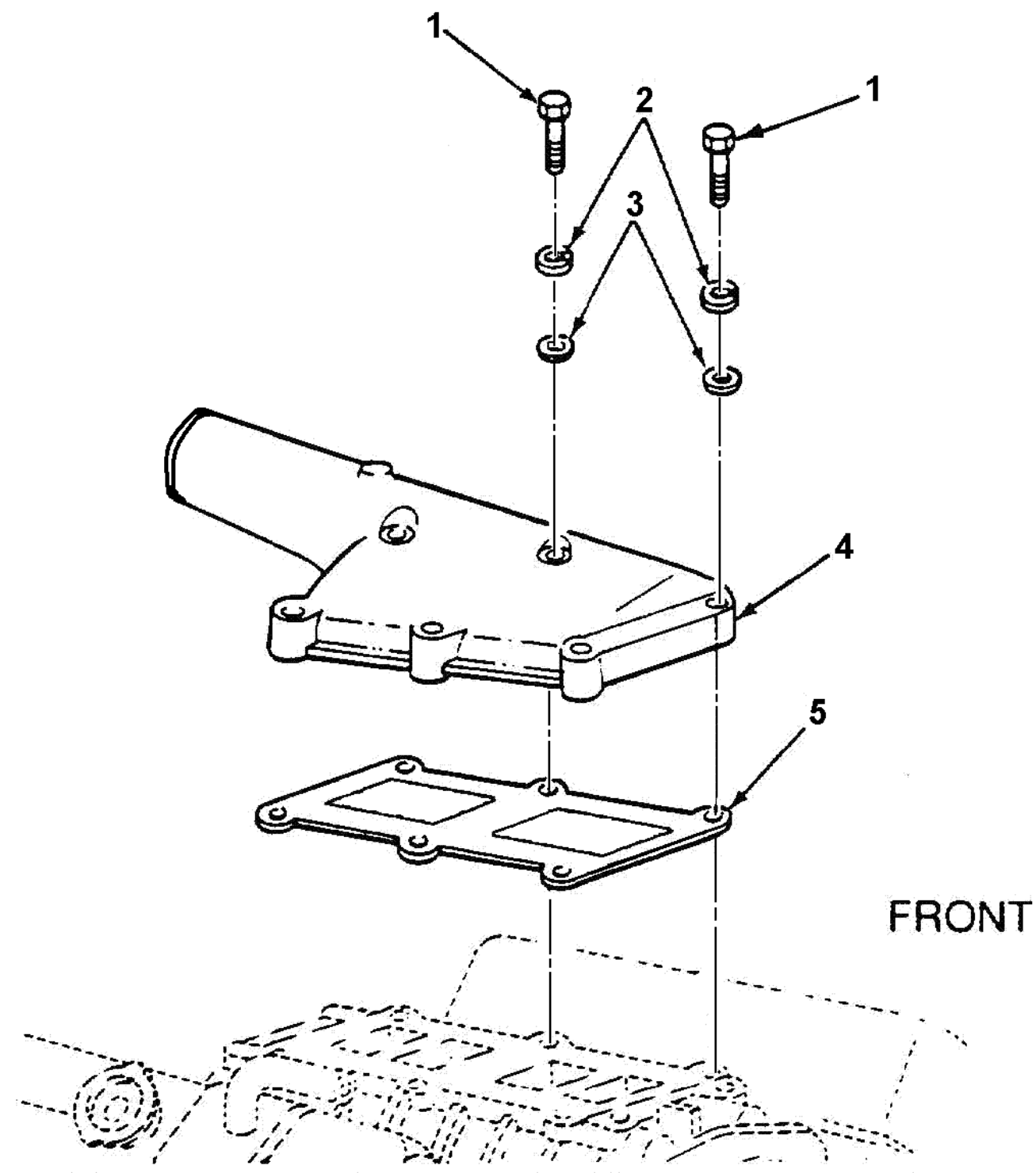


Figure 27. Air Inlet Housing and Related Parts

U.S. Export Controlled Data – See title page.

SECTION II

TM BRAZIL -34P-ENG

(1) ITEM NO	(2) SMR	(3) NSN	(4) CAGE	(5) PART NUMBER	(6) DESCRIPTION AND USABLE ON CODES (UOC)	(7) QTY
GROUP 0305 SUPERCHARGER, BLOWER, TURBOCHARGER OR ALTITUDE COMPENSATOR FIG. 27 AIR INLET HOUSING AND RELATED PARTS						
1	PAFZZ	5305-00-068-0511	80204	B1821BH038C125N	SCREW, 3/8 16 UNC-2AX 1-1/4 GR8	12
2	PAFZZ	5310-00-637-9541	80045	MS35338-46	WASHER, LOCK	12
3	PAFZZ	5310-00-080-6004	96906	MS27183-14	WASHER, FLAT	12
4	PBFZZ		72582	23528497	HOUSING, DIESEL ENGINE AIR INLET	1
5	PAFZZ	2540-01-238-8792	72582	8927733	VENTILATOR, AIR CIRCULATING	1

END OF FIGURE

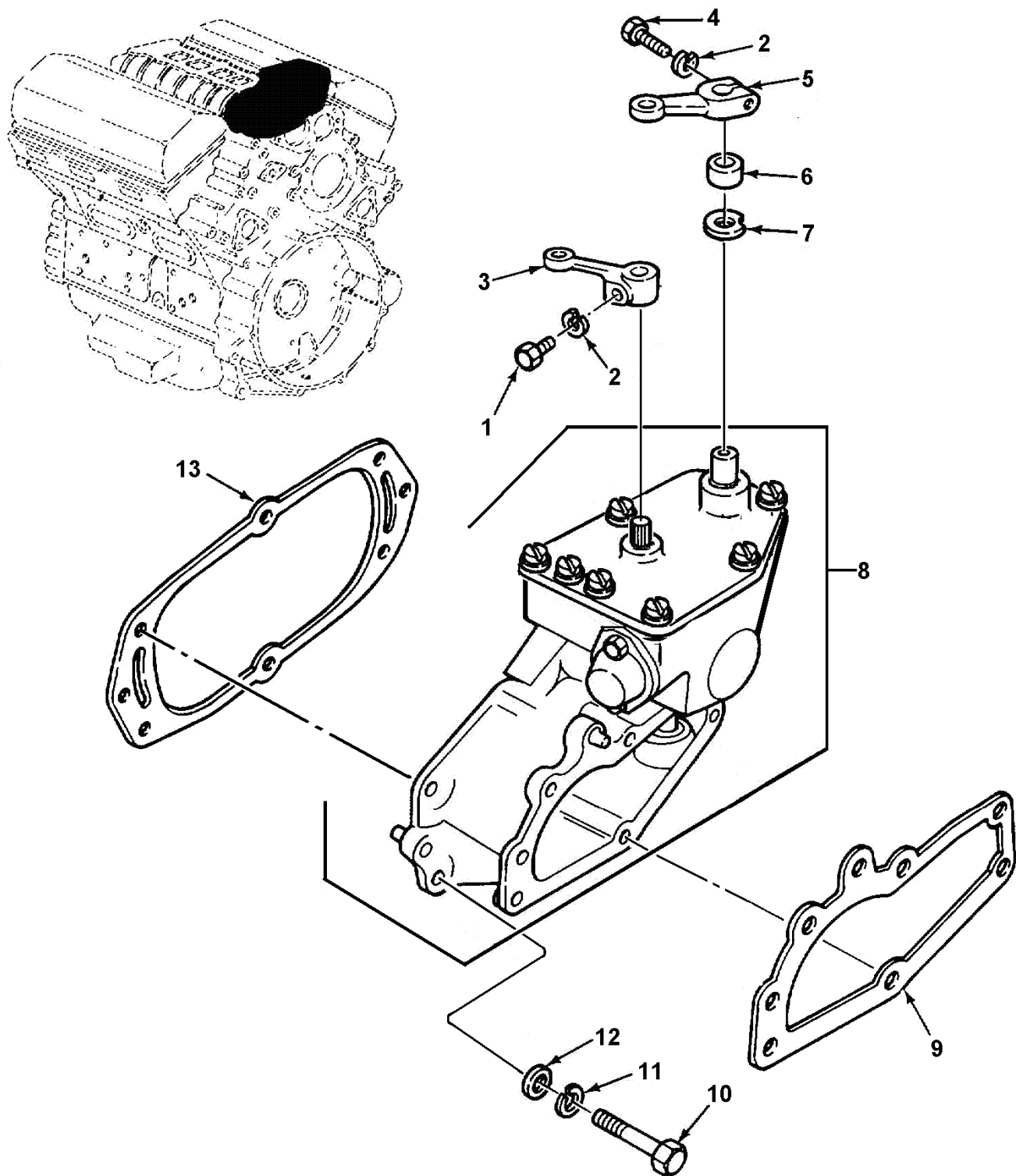


Figure 28. Governor and Cover Assembly

U.S. Export Controlled Data – See title page.

SECTION II

TM BRAZIL -34P-ENG

(1) ITEM NO	(2) SMR	(3) NSN	(4) CAGE	(5) PART NUMBER	(6) DESCRIPTION AND USABLE ON CODES (UOC)	(7) QTY
GROUP 0308 ENGINE SPEED GOVERNOR AND CONTROLS FIG. 28 GOVERNOR AND COVER ASSEMBLY						
1	PAFZZ	5305-00-068-0508	05047	AES01C250750AW9A91	SCREW, 1/4-20UNC-2AX3/4 GR8	1
2	PAFZZ	5310-00-582-5965	80045	MS35338-44	WASHER, LOCK	2
3	PAFZZ	3040-01-165-8316	72582	5102708	LEVER, REMOTE CONTROL STOP LEVER	1
4	PAFZZ	5305-00-225-3843	80204	B1821BH025C100N	SCREW, 1/4-20UNC-2AX1 GR8	1
5	PAFZZ	2990-00-363-8093	72582	5151519	LEVER, REMOTE SPEED CONTROL	1
6	PAFZZ	5365-01-093-7766	72582	5146369	SPACER	1
7	PAFZZ	5310-00-550-3915	72582	5151249	WASHER, FLAT .078 IN.THICK	1
8	PAFHH	2910-01-016-5501	72582	5103786	GOVERNOR, DIESEL ENGINE	1
9	PAFZZ	5330-00-780-5233	72582	5121345	GASKET (TO END PLATE)	1
10	PAFZZ	5305-00-781-3926	80204	B1821BH038C275N	SCREW, 3/8-16UNC-2AX2-3/4 GR8	6
11	PAFZZ	5310-00-637-9541	80045	MS35338-46	WASHER, LOCK	6
12	PAFZZ	5310-00-080-6004	96906	MS27183-14	WASHER FLAT	6
13	PAFZZ	5330-00-780-5231	72582	5119438	GASKET (TO BLOWER)	1

END OF FIGURE

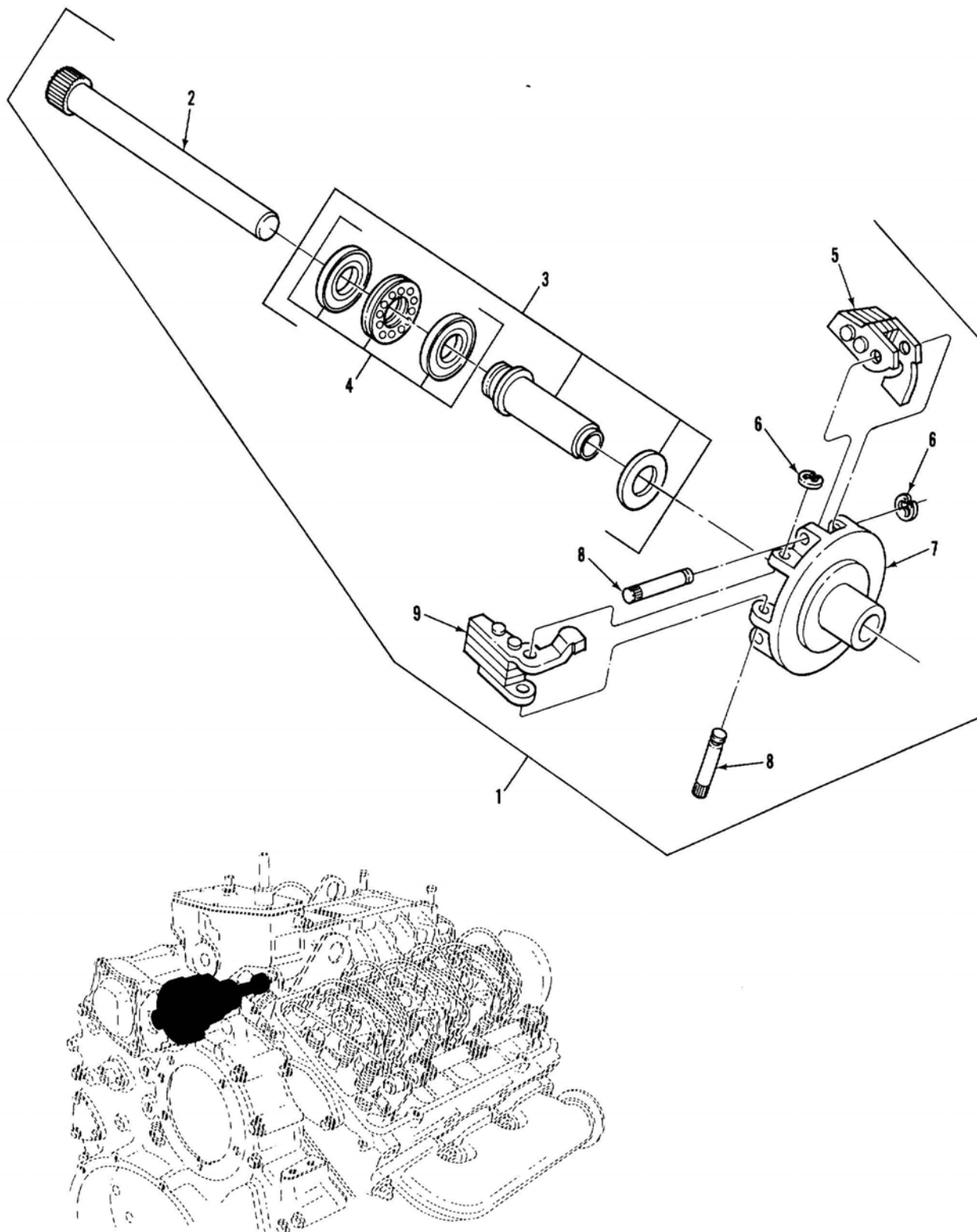


Figure 29. Governor Shaft and Lower Bearing

U.S. Export Controlled Data – See title page.

SECTION II

TM BRAZIL -34P-ENG

(1) ITEM NO	(2) SMR	(3) NSN	(4) CAGE	(5) PART NUMBER	(6) DESCRIPTION AND USABLE ON CODES (UOC)	(7) QTY
GROUP 0308 ENGINE SPEED GOVERNOR AND CONTROLS FIG. 29 GOVERNOR SHAFT AND LOWER BEARING						
1	PAHZZ	2990-00-921-5372	72582	5133819	SHAFT AND CARRIER ASSEMBLY	1
2	PAHZZ	3040-00-089-7777	72582	5121337	SHAFT, SHOULDERED	1
3	PAHZZ	2990-00-089-6453	72582	5125367	RISER, GOVERNOR	1
4	PAHZZ	3120-01-117-6103	72582	9437108	BEARING, THRUST	1
5	PAHZZ	2990-00-089-6456	72582	5133662	WEIGHT, GOVERNOR	2
6	PAHZZ	5325-00-657-7565	72582	9411504	RING, RETAINING	4
7	PAHZZ	2990-01-118-8187	72582	5133707	CARRIER, WEIGHT	1
8	PAHZZ	5315-00-089-6457	72582	5122786	PIN, GROOVED, HEADLESS	4
9	PAHZZ	3040-00-089-6455	72582	5122771	WEIGHT, COUNTERBALANCE	2

END OF FIGURE

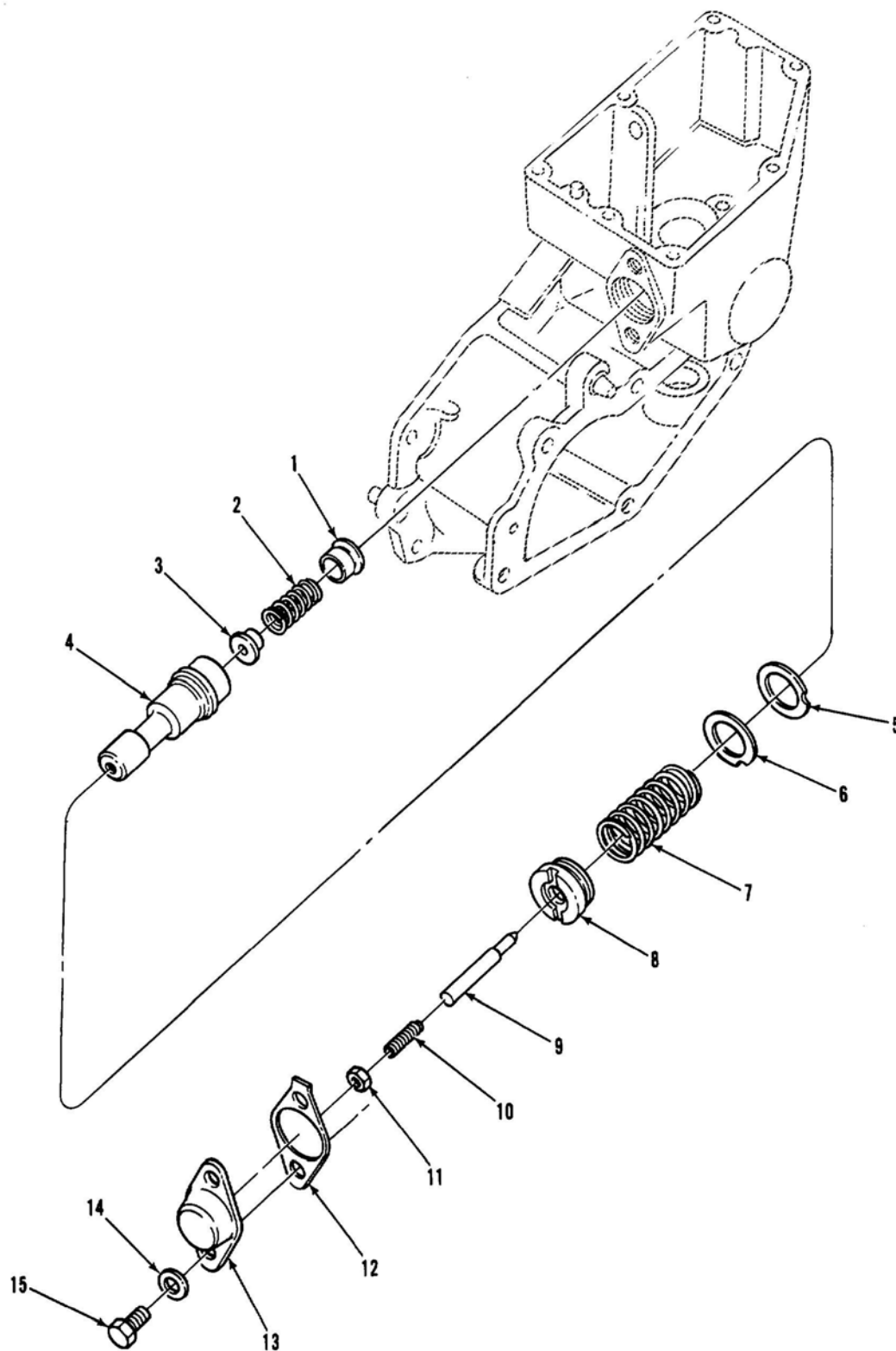


Figure 30. Governor High Speed Spring Pack and Related Parts

U.S. Export Controlled Data – See title page.

SECTION II

TM BRAZIL -34P-ENG

(1) ITEM NO	(2) SMR	(3) NSN	(4) CAGE	(5) PART NUMBER	(6) DESCRIPTION AND USABLE ON CODES (UOC)	(7) QTY
GROUP 0308 ENGINE SPEED GOVERNOR AND CONTROLS FIG. 30 GOVERNOR HIGH SPEED SPRING PACK AND RELATED PARTS						
1	PAHZZ	2990-00-388-2670	72582	5103975	RETAINER, GOVERNOR S	1
2	PAHZZ	5360-00-930-3251	72582	5122165	SPRING,HELICALI COMPRESSION	1
3	PAHZZ	5340-00-721-9658	14153	00513	SEAT, HELICAL SPRING.....	1
4	PAHZZ	5340-00-126-9665	72582	5126135	PLUNGER, DETENT	1
5	PAHZZ	5365-00-262-4397	72582	5150947	SHIM	5
6	PAHZZ	5310-00-550-3915	72582	5151249	WASHER, FLAT	5
7	PAHZZ	5360-00-913-1199	72582	5131541	SPRING, HELICAL, COMPRESSION	1
8	PAHZZ	4730-00-172-0528	72582	5174436	PACKING NUT	1
9	PAHZZ	5315-01-157-8866	72582	5101798	PIN, CLEVIS	1
10	PAFZZ	5305-01-039-9605	72582	5102270	SCREW 1/4-28UNF-2AX1, SPECIAL.....	1
11	PAFZZ	5310-00-971-7989	96906	MS35691-5	NUT,PLAIN, HEXAGON	1
12	PAFZZ	5330-01-447-2019	72582	8922593	GASKET	1
13	PAFZZ	5340-00-462-2171	72582	5131132	COVER, ACCESS	1
14	PAFZZ	5310-00-737-5429	19207	7375429	WASHER, FLAT	2
15	PAFZZ	5306-00-226-4825	80204	B1821BH031C075N	BOLT, MACHINE 5/16-18UNC-2AX3/4 GR8 .	2

END OF FIGURE

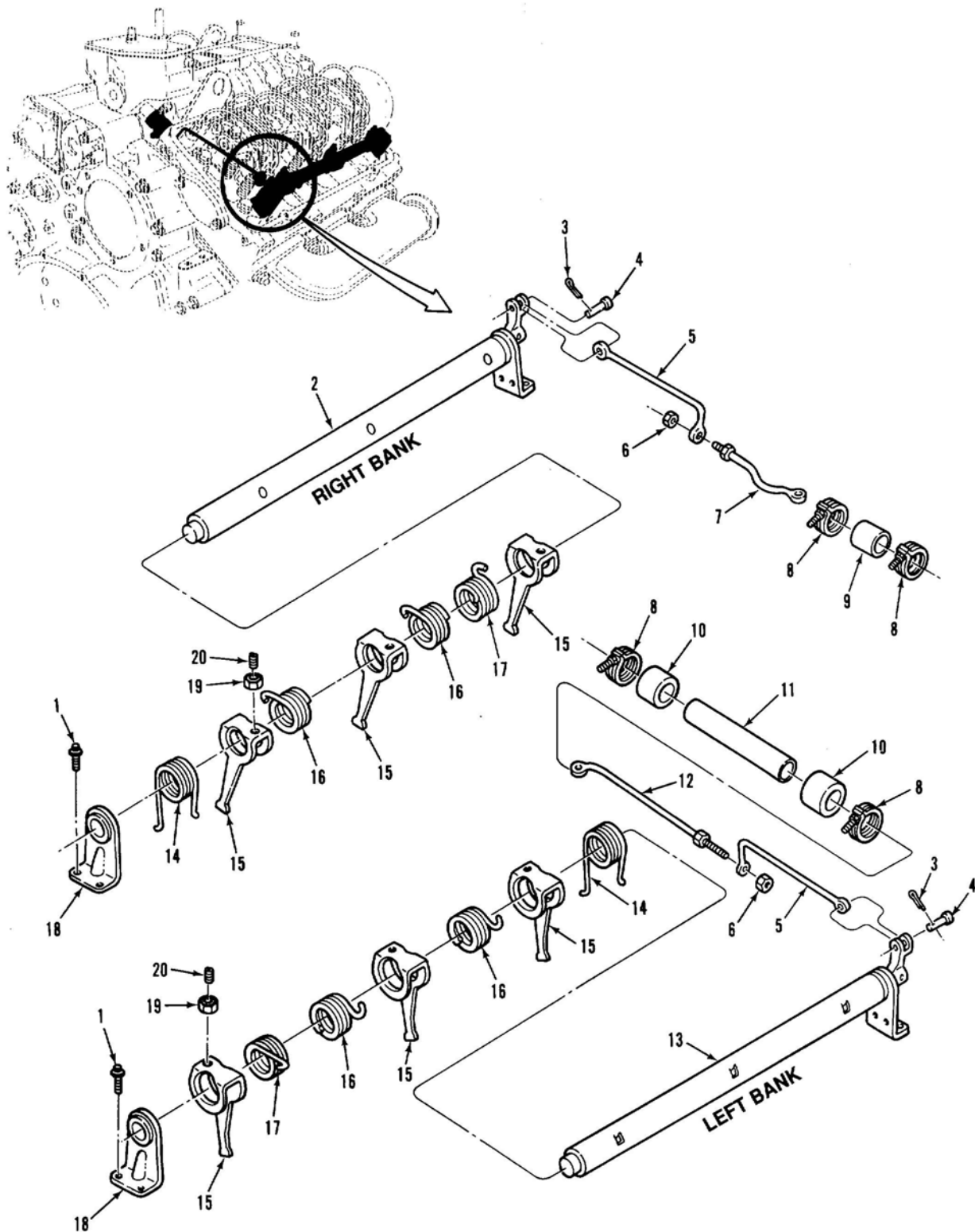


Figure 31. Fuel Injector Control Tubes and Linkage

U.S. Export Controlled Data – See title page.

SECTION II

TM BRAZIL-34P-ENG

(1) ITEM NO	(2) SMR	(3) NSN	(4) CAGE	(5) PART NUMBER	(6) DESCRIPTION AND USABLE ON CODES (UOC)	(7) QTY
GROUP 0308 ENGINE SPEED GOVERNOR AND CONTROLS FIG. 31 FUEL INJECTOR CONTROL TUBES AND LINKAGE						
1	PAFZZ	5306-01-015-5430	72582	9422203	BOLT, MACHINE 1/4-20UNRC-2AX5/8 GR5.	8
2	PAFFF	2910-01-182-4020	72582	5149965	TUBE,INJECTOR RIGHT BANK	1
3	PAFZZ	5315-00-234-1650	72582	103361	PIN , COTTER 1/16 X 1/2	2
4	PAFZZ	5315-00-251-9989	72582	5147345	PIN STRAIGHT HEADLESS 1/4 X 49/64	2
5	PAFZZ	3040-00-780-5251	72582	5121472	CONNECTING LINK, RIG LOWER	2
6	PAFZZ	5310-01-597-3896	64678	DDE 23519095	NUT, SELF-LOCKING 1/4-28	2
7	PAFZZ	3040-00-780-5252	72582	5121452	CONNECTING LINK, RIG RBK UPPER	1
8	PAFZZ	4730-00-488-5899	72582	5186840	CLAMP,HOSE 1-1/2 ID.....	4
9	PAFZZ	4720-00-789-4862	72582	5129706	HOSE, NONMETALLIC 7/8 ID X 5/8 L	1
10	PAFZZ	4720-00-789-4863	72582	5129705	HOSE PREFORMED 13/16 ID X 3/4 L	2
11	PAFZZ	2990-00-999-2528	72582	5126072	HOUSING, LINK, LEFT	1
12	PAFLZ	2990-00-780-5237	72582	5121453	LINK, GOVERNOR LEFT UPPER.....	1
13	PAFZZ	2910-01-182-4019	72582	5149966	TUBE ASSY, LEFT	1
14	PAFZZ	5360-00-055-2657	72582	5116265	SPRING, L.H. HELICAL.....	2
15	PAFZZ	2815-01-077-5096	72582	5101397	LEVER	6
16	PAFZZ	5360-01-057-2935	72582	5101295	SPRING, R.H. HELICAL	4
17	PAFZZ	5360-01-089-7480	72582	5101258	SPRING, L.H. HELICAL.....	2
18	PAFZZ	5342-00-921-5343	72582	5116264	BRACKET	2
19	PAFZZ	5310-01-485-9328	72582	120613	NUT, JAM, HEXAGON 1/4-28	6
20	PAFZZ	5305-01-078-4967	72582	5101392	SCREW 1/4-28UNF-2A X 90.....	6

END OF FIGURE

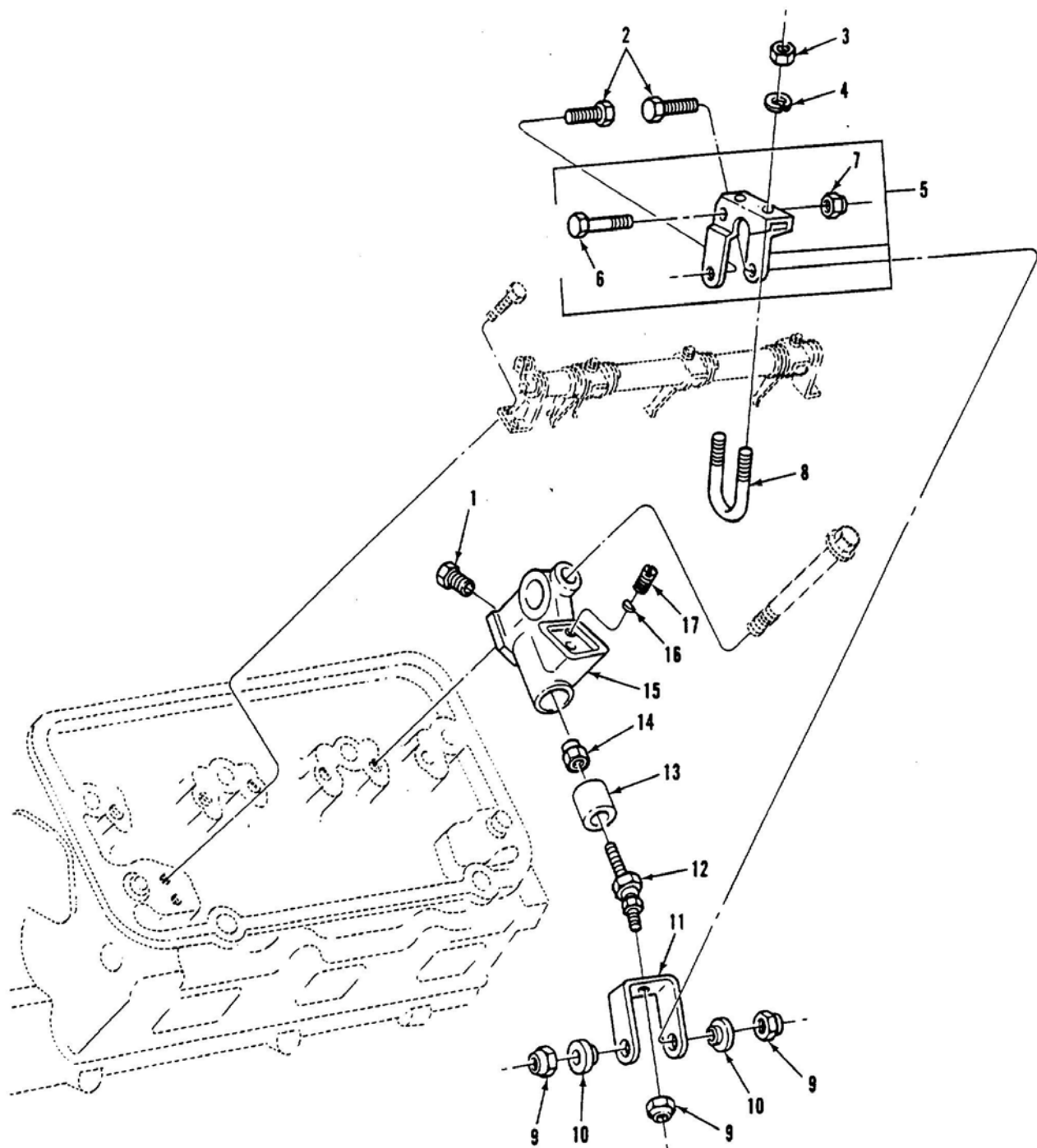


Figure 32. Throttle Delay, Check Valve, and Linkage

U.S. Export Controlled Data – See title page.

SECTION II

TM BRAZIL-34P-ENG

(1) ITEM NO	(2) SMR	(3) NSN	(4) CAGE	(5) PART NUMBER	(6) DESCRIPTION AND USABLE ON CODES (UOC)	(7) QTY
GROUP 0308 ENGINE SPEED GOVERNOR AND CONTROLS FIG. 32 THROTTLE DELAY, CHECK VALVE AND LINKAGE						
1	PAFZZ	4820-01-035-6082	72582	5102155	VALVE, CHECK.....	1
2	PAFZZ	5305-01-143-2328	72582	454065	SCREW, 10-32 U NF-2A X 3/4	2
3	PAFZZ	5310-00-761-6882	96906	MS51967-2	NUT, PLAIN, HEXAGON 1/4-20.....	2
4	PAFZZ	5310-00-582-5965	91340	MPD104-43	WASHER, LOCK 1/4	2
5	PAFZZ	2910-01-025-3769	72582	5101402	LEVER ASSY THROTTLE DELAY.....	1
6	PAFZZ	5305-00-455-7168	1LW55	274946	.SCREW, MACHINE 10-32 UNF-2A X 1-1/8 .	1
7	PAFZZ	5310-00-164-1790	72582	454749	.NUT SELF-LOCKING, #10-32.....	1
8	PAFZZ	5306-00-143-3217	72582	5180116	BOLT, U 1/4-20 UNC-2A	1
9	PAFZZ	5310-00-164-1790	72582	454749	NUT,SELF-LOCKING, #10-32	3
10	PAFZZ	3120-01-016-0438	72582	5146039	BUSHING.....	2
11	PAFZZ	2990-00-008-9360	72582	5145827	LINK, THROTTLE DELAY	1
12	PAFZZ	4730-00-150-2038	72582	5146233	SWING JOINT, PIPE	1
13	PAFZZ	2520-00-150-2037	72582	5145828	PISTON, INJECTOR CYL.....	1
14	PAFZZ	5310-00-483-8791	80205	MS17829-4F	NUT,SELF-LOCKING, 1/4-28	1
15	PAFZZ	5340-01-016-0437	72582	5145826	BRACKET, MOUNTING	1
16	PAFZZ	4730-01-312-1403	90005	1743512	STRAINER ELEMENT, SEDIMENT	1
17	PAFZZ	4730-00-150-2042	72582	5189789	PLUG, PIPE	1

END OF FIGURE

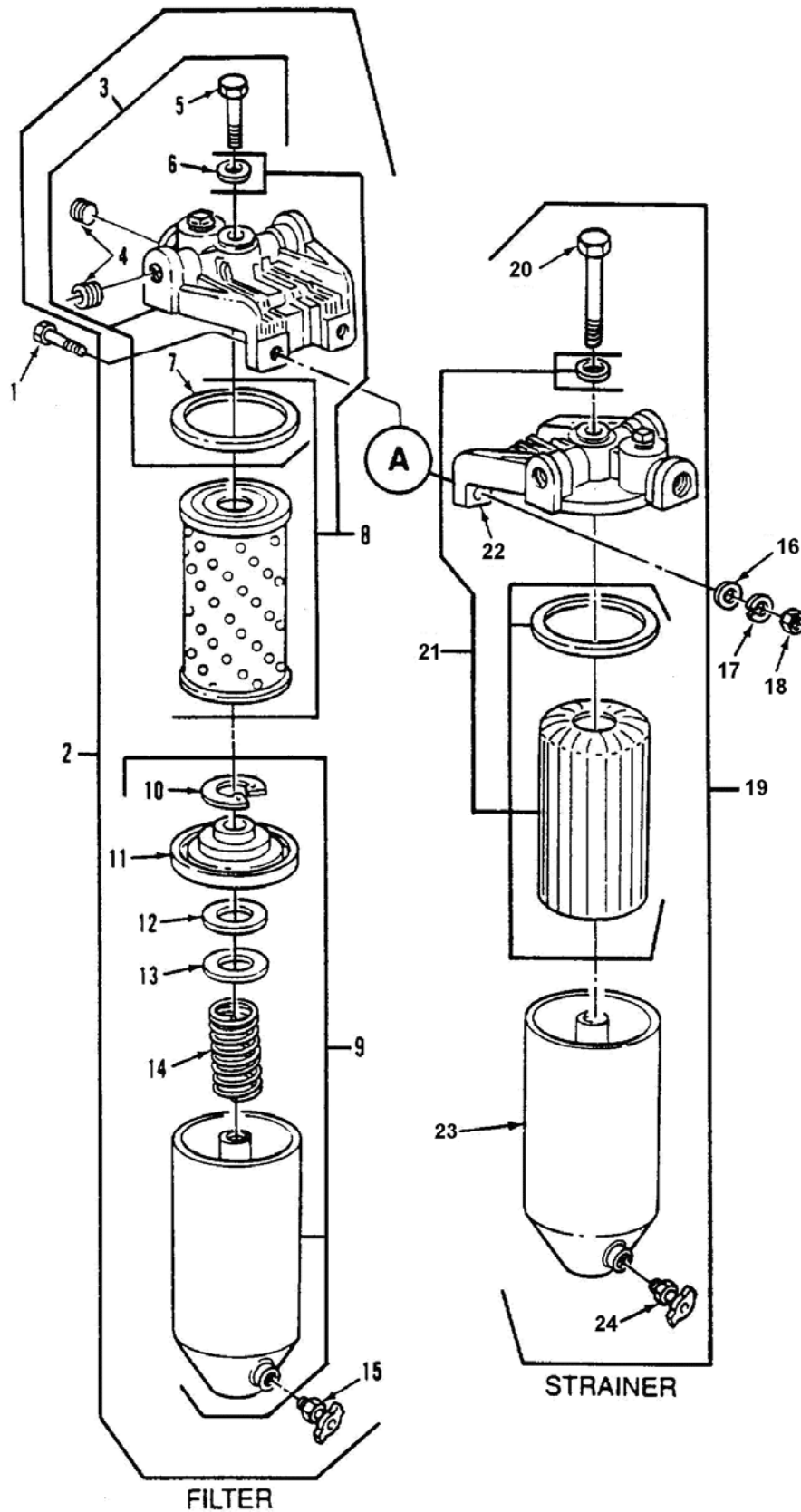


Figure 33. Fuel Filter and Strainer Assemblies

U.S. Export Controlled Data – See title page.

SECTION II

TM BRAZIL-34P-ENG

(1) ITEM NO	(2) SMR	(3) NSN	(4) CAGE	(5) PART NUMBER	(6) DESCRIPTION AND USABLE ON CODES (UOC)	(7) QTY
GROUP 0309 FUEL FILTERS FIG. 33 FUEL FILTER AND STRAINER ASSEMBLIES						
1	PAOZZ	5305-00-725-2317	80204	B1821BH038C150N	SCREW, 3/8-16UNC-2A X 1-1/2 GR8.....	4
2	PAOZZ	2910-00-781-1354	72582	5574533	FILTER, FLUID	1
3	PAOOO	2910-00-932-9634	72582	6436254	HEAD, FLUID FILTER	1
4	PAOZZ	5340-01-062-2226	72582	5136241	PLUG PART OF KIT P/N 5149599.....	1
5	PAOZZ	5306-00-604-7961	72582	5573723	BOLT, SHOULDER 3/8-24UNF-2AX1-15/16..	1
6	PAOZZ	5330-00-551-0433	57526	GPW9184	GASKET	1
7	PAOZZ	5330-00-846-9841	72582	5574161	GASKET	1
8	PAOZZ	4130-01-528-1861	2AA94	23530641	FILTER ELEMENT.....	1
9	PAOZZ	2940-00-015-3609	72582	5575169	FILTER BODY, FLUID	1
10	PAOZZ	5325-00-543-3615	72582	5574120	RING, RETAINING	1
11	PAOZZ	5342-00-612-3134	72582	5574123	SEAT, FUEL FILTER EL.....	1
12	PAOZZ	5330-00-612-3123	70040	5574126	GASKET	1
13	PAOZZ	5340-01-024-6099	70040	0F209	SEAT, HELICAL SPRING.....	1
14	PAOZZ	5360-00-619-8198	70040	5573736	SPRING, HELICAL, COMPRESSION	1
15	PAOZZ	4820-00-849-1220	58536	A-A-59440/1-005	COCK, DRAIN	1
16	PAOZZ	5310-00-080-6004	96906	MS27183-14	WASHER, FLAT	4
17	PAOZZ	5310-00-637-9541	80045	MS35338-46	WASHER, LOCK	4
18	PAOZZ	5310-00-087-4652	81349	M45913/1-6CG5C	NUT, SELF-LOCKING, HEXAGON	4
19	PAOZZ	2910-00-884-1207	72582	5575824	FILTER ELEMENT FLUID FUEL STRAINER.	1
20	PAOZZ	5306-00-080-7294	72582	6435793	BOLT, FUEL STRAINER	1
21	PAOZZ	2910-01-022-8183	72582	23530707	3/8-24UNF-2AX3-3/16 FILTER ELEMENT, FLUID FUEL STRAINER	1
22	PAOZZ	4330-00-849-2672	70040	OF594	HEAD, FLUID FILTER	1
23	PAOZZ	2910-00-922-2424	72582	5575893	SHELL ASSEMBLY, FILTER.....	1
24	PAOZZ	4820-00-849-1220	58536	A-A-59440/1-005	COCK, DRAIN	1
25	PAOZZ	4330-01-205-5985	19207	12313988	BRACKET, FUEL	1
26	PAOZZ	5305-00-071-2067	80204	B1821BH050C125N	SCREW, 1/2-13 UNC-2A X 1.25	4
27	PAOZZ	5310-00-194-1483	80205	MS35333-44	WASHER, LOCK	4

END OF FIGURE

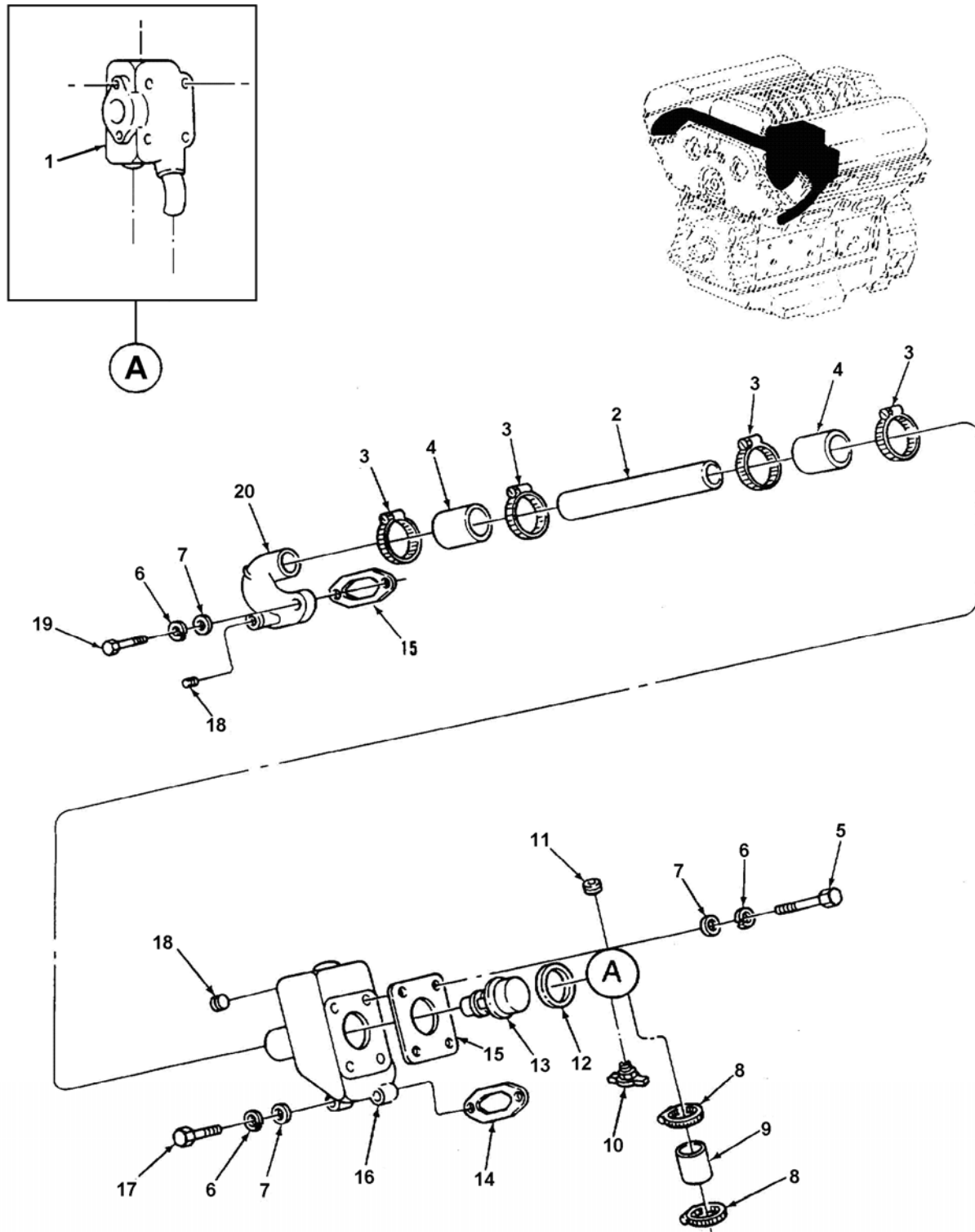


Figure 34. Thermostat, Housing, Lines, and Fittings

U.S. Export Controlled Data – See title page.

SECTION II

TM BRAZIL-34P-ENG

(1) ITEM NO	(2) SMR	(3) NSN	(4) CAGE	(5) PART NUMBER	(6) DESCRIPTION AND USABLE ON CODES (UOC)	(7) QTY
GROUP 05 COOLING SYSTEM GROUP 0503 WATER MANIFOLD, HEADERS, THERMOSTAT AND HOUSING GASKET FIG. 34 THERMOSTAT, HOUSING, LINES, AND FITTINGS						
1	PAOZZ	2930-00-152-9855	72582	5135713	COVER ASSEMBLY LEFT BANK	1
2	PBOZZ	2930-00-909-5950	72582	5109680	TUBE, METAL PREFORMED	1
3	PAOZZ	4730-01-125-9989	72582	23505048	CLAMP, HOSE	4
4	MOOZZ	4720-01-368-5211	72582	8921827	HOSE, NONMETALLIC 2.0 IN LG	2
5	PAOZZ	5305-00-990-8632	80204	B1821BH038C375N	SCREW, 3/8-16UNC-2AX3-3/4 GR8	4
6	PAOZZ	5310-00-637-9541	80045	MS35338-46	WASHER, LOCK	8
7	PAOZZ	5310-00-080-6004	96906	MS27183-14	WASHER, FLAT	8
8	PAOZZ	4730-00-488-5899	72582	5186840	CLAMP, HOSE WATER BYPASS TUBE	2
9	PAOZZ	4720-01-056-0097	72582	5104839	HOSE, PREFORMED WATER BYPASS	1
10	PAOZZ	4820-00-752-9040	58536	AA59440/1-004	TUBE COCK, DRAIN THERMOSTAT HOUSING	1
11	PAOZZ	4730-00-010-3885	72582	8924517	COVER PLUG, PIPE	1
12	PAOZZ	5330-00-246-6380	11083	3S9643	SEAL, PLAIN ENCASED	1
13	PAOZZ	6685-01-334-8995	72582	23503828	THERMOSTAT, FLOW CON 165F	1
14	PAOZZ	5330-00-055-1584	72582	5116242	GASKET	2
15	PAOZZ	5330-00-781-7117	72582	5117786	GASKET	1
16	PBOZZ	2930-00-105-9849	55683	871-5109630	WATER OUTLET, ENGINE LEFT BANK	1
17	PAOZZ	5305-00-017-9846	81996	179846	SCREW, 3/8-16UNC-2AX2-1/4 GR8	2
18	PAOZZ	4730-00-152-6070	72582	5115214	PLUG, PIPE RBK WATER OUTLET ELBOW	1
19	PAOZZ	5305-00-821-3869	80204	B1821BH038C175N	SCREW, 3/8-16UNC-2AX1-3/4 GR8	2
20	PBOZZ	4730-00-470-1791	72582	5109549	ELBOW, 90 DEG (RIGHT)	1

END OF FIGURE

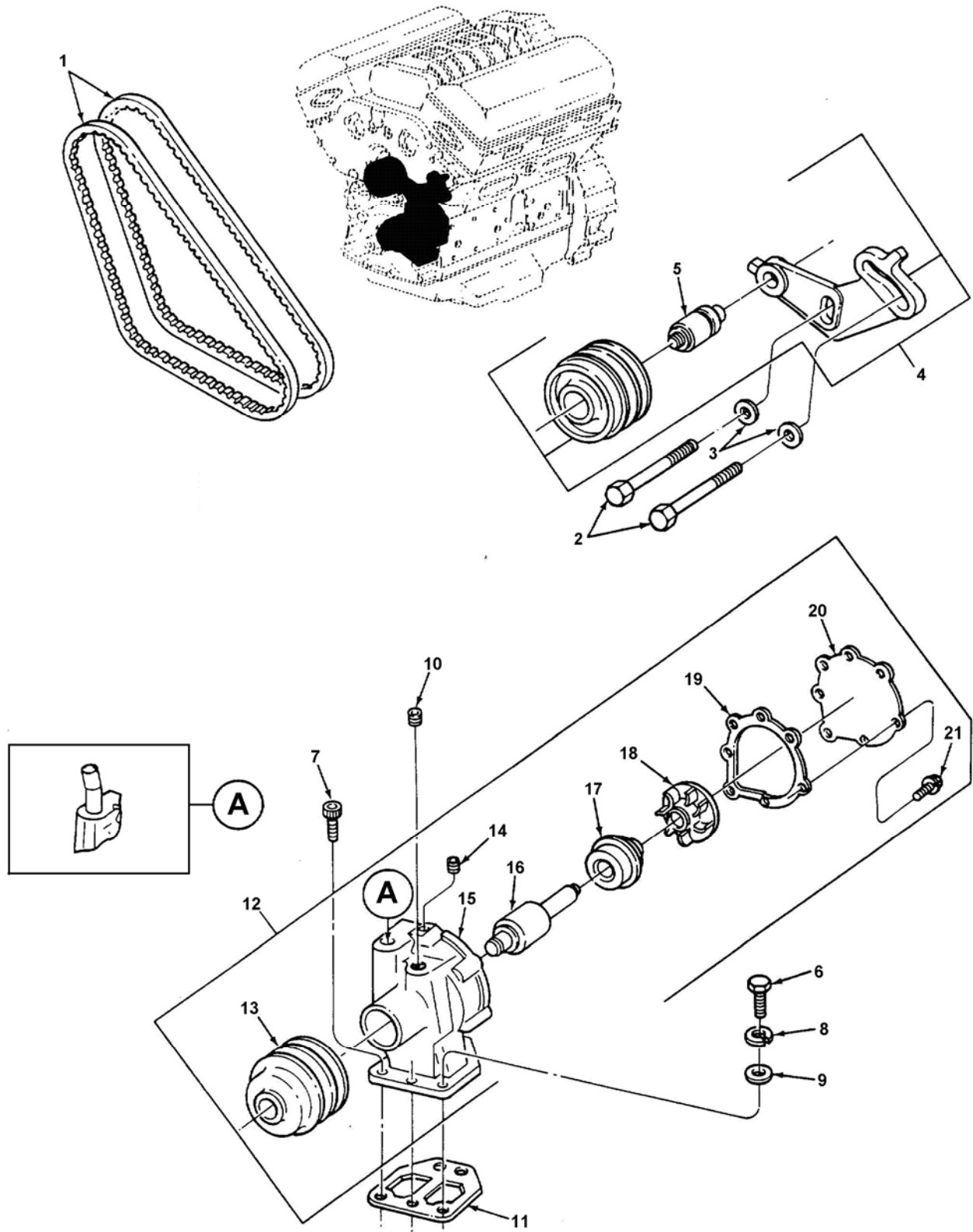


Figure 35. Cooler Pump Assembly, Idler Pulley, and Belt Set

U.S. Export Controlled Data – See title page.

SECTION II

TM BRAZIL-34P-ENG

(1) ITEM NO	(2) SMR	(3) NSN	(4) CAGE	(5) PART NUMBER	(6) DESCRIPTION AND USABLE ON CODES (UOC)	(7) QTY
GROUP 0504 WATER PUMPS FIG. 35 COOLER PUMP ASSEMBLY, IDLER PULLEY AND BELT SET						
1	PAOZZ	3030-01-301-8013	58536	A-A-52155-1P37B2R	BELTS, V, MATCHED SET NON-ARCTIC.....	1
2	PAOZZ	5305-00-781-3926	80204	B1821BH038C275N	SCREW, 3/8-16UNC-2AX2-3/4 GR8	2
3	PAOZZ	5310-00-080-6004	96906	MS27183-14	WASHER, FLAT	2
4	PAOZZ	3020-00-034-1874	72582	5139237	PULLEY ASSEMBLY, IDLER	1
5	PAFZZ	3120-00-422-3968	72582	0907394	.BEARIN G, SLEEVE.....	1
6	PAOZZ	5306-00-226-4826	80204	B1821BH031C088N	BOLT, MACHINE 5/16-18UNC-2A X 7/8 GR8	4
7	PAOZZ	5305-01-289-9750	80205	AS1352-5-14P	SCREW, 5/16-18UNC-3A X 7/8 GR8	1
8	PAOZZ	5310-00-407-9566	80205	MS35338-45	WASHER, LOCK	4
9	PAOZZ	5310-00-081-4219	96906	MS27183-12	WASHER, FLAT	4
10	PAFZZ	4730-01-188-3492	72582	8923313	PLUG, PIPE	1
11	PAOZZ	5330-00-235-4885	72582	5133107	GASKET	1
12	PAOZZ	2930-00-127-2518	72582	5104392	PUMP, COOLING SYSTEM	1
13	PAFZZ	3020-00-230-0066	72582	5144503	.PULLEY, GROOVE	1
14	PAFZZ	4730-00-371-5337	72582	8924380	.PLUG, PIPE	1
15	PAFZZ	2930-00-127-2517	72582	5104391	.HOUSING, COOLANT PUMP	1
16	PAFZZ	3110-00-792-8990	43334	885804X1C	BEARING, FAN AND WATERPUMP.....	1
17	PAFZZ	5330-00-866-9403	72582	8924297	.SEAL, WATERPUMP	1
18	PAFZZ	4320-00-240-2038	72582	5113800	.IMPELLER, PUMP	1
19	PAFZZ	5330-01-347-8155	72582	5119282	.GASKET WATER PUMP COVER	1
20	PAFZZ	5340-00-880-0446	72582	5119283	.COVER, ACCESS	1
21	PAFZZ	5306-01-188-0689	72582	5104293	.BOLT 5/16-18UNC-2AX3/4 GR5	7

END OF FIGURE

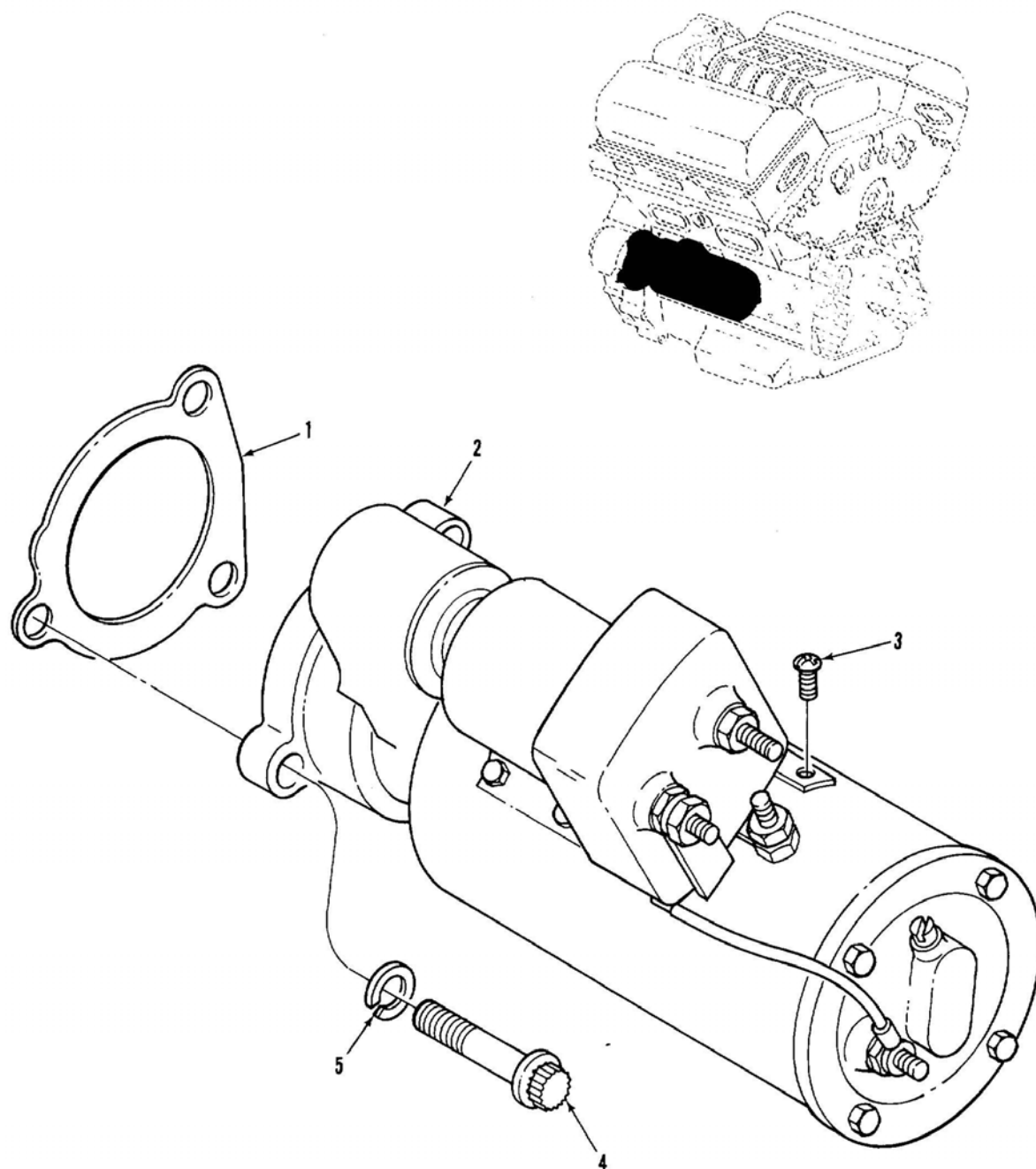


Figure 36. Starter and Mounting Hardware

U.S. Export Controlled Data – See title page.

SECTION II

TM BRAZIL-34P-ENG

(1) ITEM NO	(2) SMR	(3) NSN	(4) CAGE	(5) PART NUMBER	(6) DESCRIPTION AND USABLE ON CODES (UOC)	(7) QTY
					GROUP 06 ELECTRICAL SYSTEM GROUP 0603 STARTING MOTOR FIG. 36 STARTER AND MOUNTING HARDWARE	
1	PAOZZ	5330-00-980-1546	72582	5130995	GASKET	1
2	PAOFF	2920-01-188-7438	19207	12313371	STARTER, ENGINE, ELECTRICAL	1
					SEE FIGS 37 & 38	
3	PAOZZ	5305-00-990-6444	80205	MS35207-261	SCREW, MACHINE 10-32UNF-2AX3/8	1
4	PAOZZ	5306-00-064-5356	24617	9418228	BOLT, MACHINE 5/8-IIUNC-2AX1-3/4	3
5	PAOZZ	5310-00-820-6653	80205	MS35338-50	WASHER, LOCK	3

END OF FIGURE

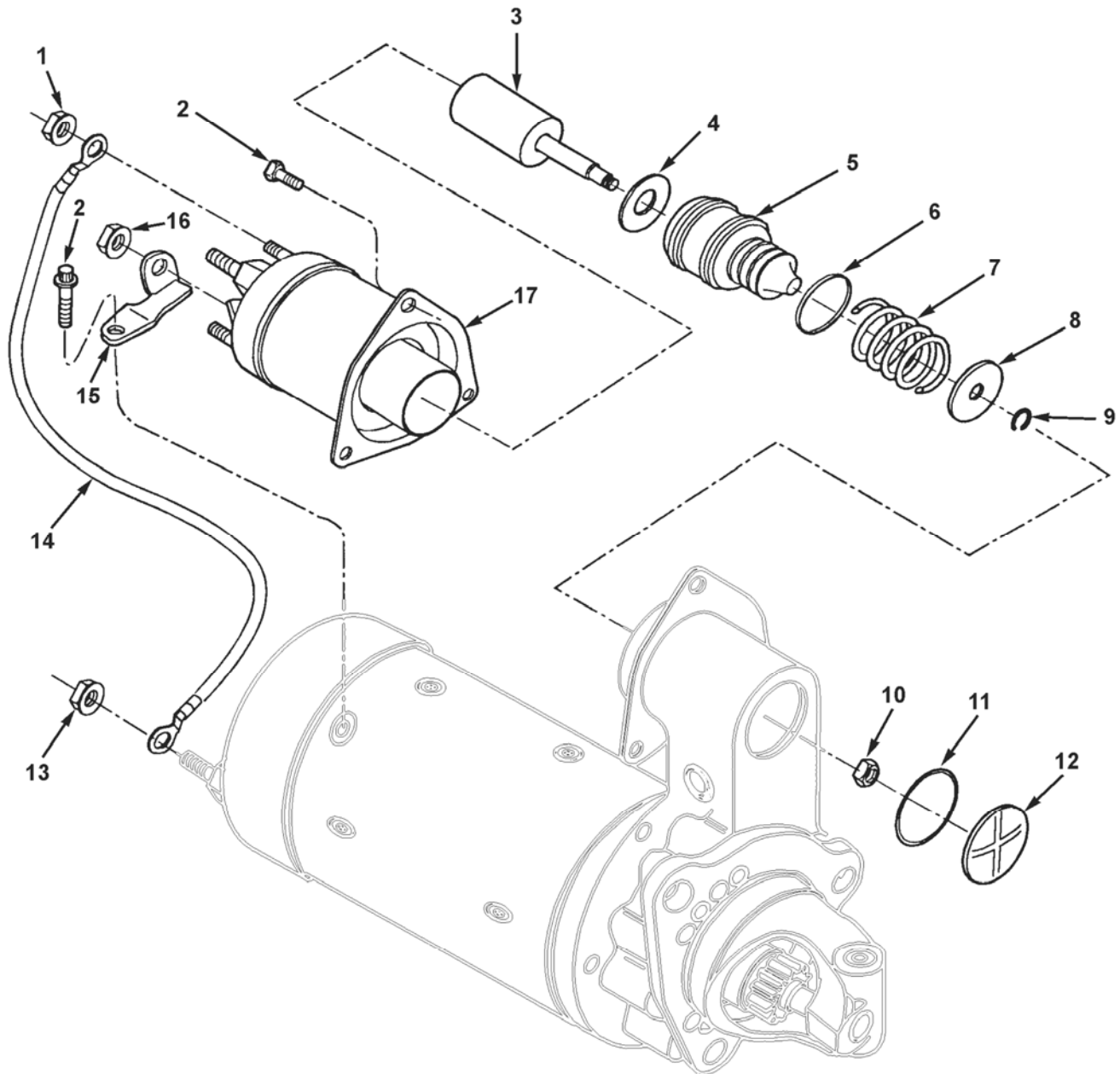


Figure 37. Starter Assembly (Delco-Remy) (Sheet 1 of 3)

U.S. Export Controlled Data – See title page.

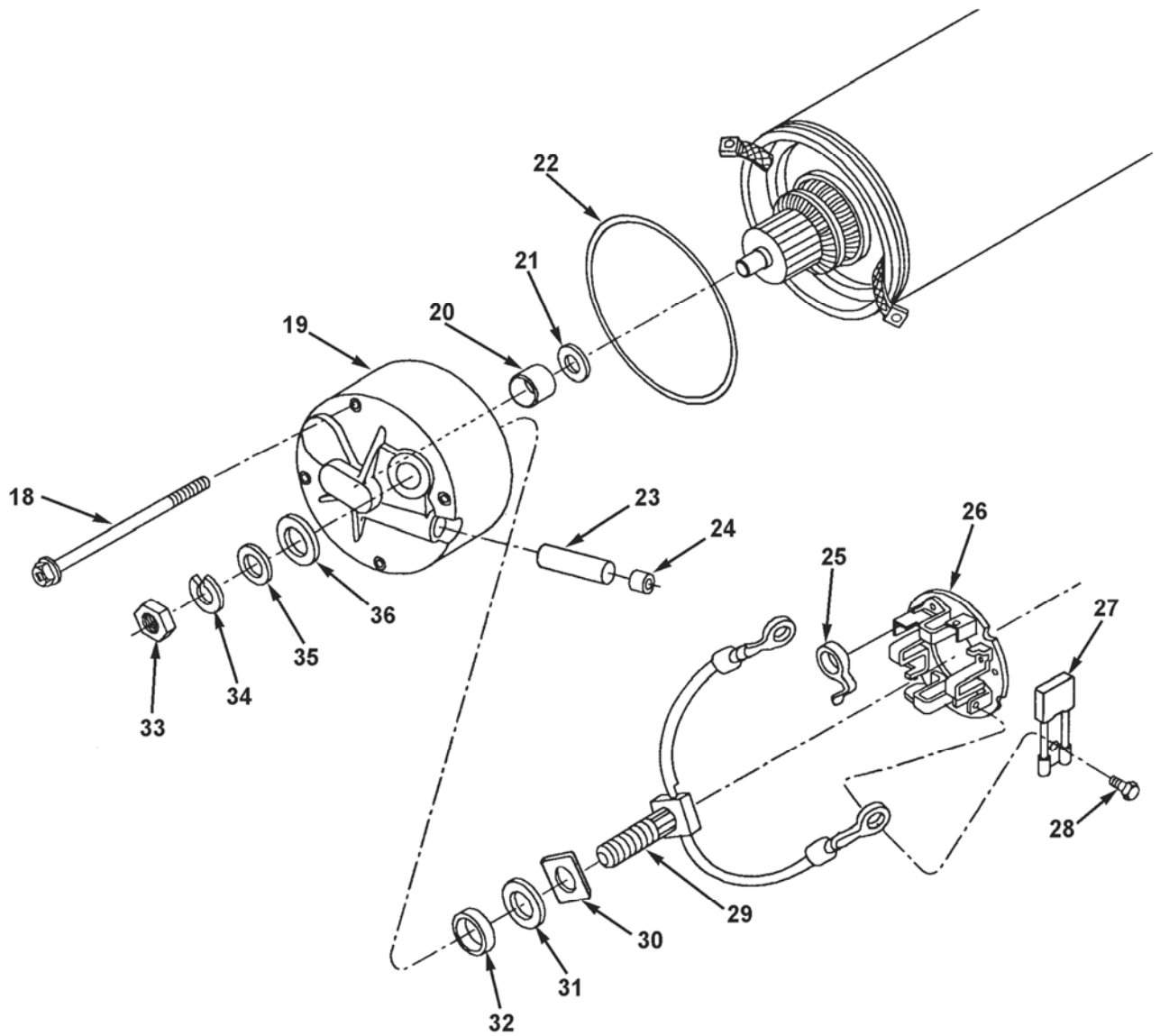


Figure 37. Starter Assembly (Delco-Remy) (Sheet 2 of 3)

U.S. Export Controlled Data – See title page.

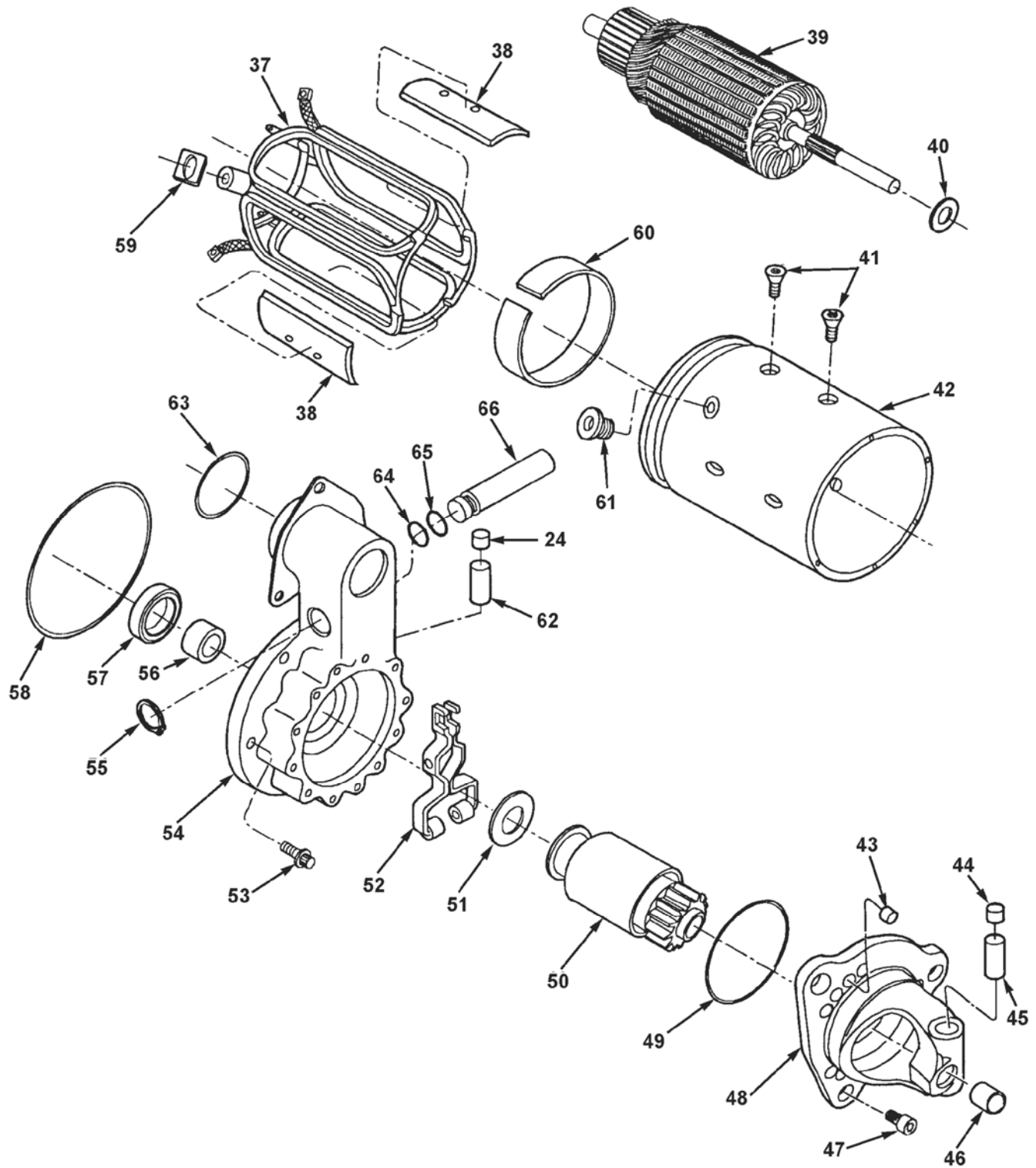


Figure 37. Starter Assembly (Delco-Remy) (Sheet 3 of 3)

U.S. Export Controlled Data – See title page.

SECTION II

TM BRAZIL-34P-ENG

(1) ITEM NO	(2) SMR	(3) NSN	(4) CAGE	(5) PART NUMBER	(6) DESCRIPTION AND USABLE ON CODES (UOC)	(7) QTY
GROUP 0603 STARTING MOTOR FIG. 37 STARTER ASSEMBLY (DELCO-REMY)						
1	PAFZZ	5310-01-144-3121	1LW55	1979365	NUT, PLAIN, ASSEMBLED	1
2	PAFZZ	5305-01-325-8386	1LW55	10497770	SCREW, CAP, SOCKET HEAD	4
3	PAFZZ	2920-01-242-3075	10988	A49757	PLUNGER, SOLENOID	1
4	PAFZZ	5310-00-062-2051	16764	1948519	WASHER, FLAT	1
5	PAFZZ	5975-01-294-8966	1LW55	1988776	BOOT, DUST AND MOIST	1
6	PAFZZ	5310-00-822-2236	1LW55	1948520	WASHER, RECESSED	1
7	PAFZZ	5360-00-812-0196	19207	1948521	SPRING, HELICAL, COMPRESSION	1
8	PAFZZ	5310-00-822-2241	1LW55	1948526	WASHER, RECESSED	1
9	PAFZZ	5325-01-139-9845	1LW55	9416374	RING, RETAINING	1
10	PAFZZ	5310-00-965-6000	1LW55	9412305	NUT, SELF-LOCKING, HEXAGON	1
11	PAFZZ	5330-00-914-0703	1LW55	1964857	GASKET	1
12	PAFZZ	5365-00-753-9528	1LW55	1945356	PLUG, MACHINE THREAD	1
13	PAFZZ	5310-01-118-2476	1LW55	1979451	NUT, PLAIN, EXTENDED	1
14	XDFZZ	6150-01-363-4651	16764	1989017	LEAD, ELECTRICAL	1
15	PAFZZ	5935-01-269-8110	1LW55	10498663	CONNECTOR, RECEPTACLE	1
16	PAFZZ	5310-01-118-2476	1LW55	1979451	NUT, PLAIN, EXTENDED	1
17	PAFZZ	5945-01-362-5670	1LW55	10511219	SOLENOID, ELECTRICAL	1
18	XDFZZ	5305-01-268-6842	1LW55	1988135	SCREW, ASSEMBLED WASHER	4
19	PAFZZ	2920-01-485-6579	019W6	10495156	HOUSING, COMMUTATOR	1
20	PAFZZ	3120-00-733-9915	89346	1955994	BUSHING, SLEEVE	1
21	PAFZZ	5310-01-232-1267	1LW55	1985617	WASHER	1
22	PAFZZ	5331-01-245-8777	1LW55	1985320	O-RING	1
23	PAFZZ	9390-01-267-0638	1LW55	1988138	WICK	1
24	PAFZZ	4730-01-242-4128	077S2	1985246	CUP, OIL, LUBRICATING	2
25	PAFZZ	5975-01-247-5531	1LW55	1985314	SPRING BRUSH	4
26	PAFZZ	5977-01-254-9472	1LW55	1988439	HOLDER ASSEMBLY, ELE	1
27	PAFZZ	5977-01-273-2519	1LW55	1852894	BRUSH, ELECTRICAL CONTACT	4
28	PAFZZ	5305-00-432-8422	1LW55	1968998	SCREW TAPPING	4
29	PAFZZ	6150-01-257-4462	1LW55	1988128	LEAD, ELECTRICAL	1
30	XDFZZ		16764	1988125	WASHER, INSULATOR	1
31	PAFZZ	5970-01-408-7752	1LW55	10495188	INSULATOR, WASHER	1
32	XDFZZ	5330-01-011-4612	1LW55	1851604	PACKING, PREFORMED	1
33	PAFZZ	5310-01-178-0069	1LW55	9441934	NUT, PLAIN, HEXAGON	1
34	PAFZZ	5310-01-129-7508	16764	11504248	WASHER, LOCK	1
35	PAFZZ	5310-00-148-4719	1LW55	30205	WASHER, FLAT	1
36	PAFZZ	5310-01-407-9027	7X677	1988099	WASHER, FLAT	1
37	PAFZZ	5950-01-257-7979	1LW55	1988442	COIL, ELECTRICAL	1
38	PAFZZ	2920-00-999-2526	077S2	1934478	POLE, SHOE	4
39	PAFZZ	6115-01-259-5881	077S2	1988435	ARMATURE-ROTOR, GENERATOR	1
40	PAFZZ	5310-00-999-2527	1LW55	1936466	WASHER	1
41	PAFZZ	5305-01-294-2234	1LW55	10499638	SCREW, ASSEMBLED WASHER	8
42	XAFZZ		16764	1988108	RING, FIELD	1
43	PAFZZ	9390-00-757-7131	1LW55	1949619	BELLOWS, PROTECTION	6
44	PAFZZ	5340-01-115-3548	1LW55	A47889	CAP, PROTECTIVE, DUST	1
45	PAFZZ	9390-01-112-3500	1LW55	1978754	WICK	1
46	PAFZZ	3120-00-828-6852	1LW55	1894635	BUSHING, SLEEVE	1
47	PAFZZ	5305-01-271-6410	1LW55	10499643	SCREW, MACHINE	6
48	PAFZZ	6150-01-257-6489	1LW55	1988137	HOUSING, ELECTRICAL	1
49	PAFZZ	5331-01-113-9678	1LW55	1851960	O-RING	1
50	PAFZZ	2920-01-134-3486	077S2	1893562	DRIVE, ENGINE, ELECTRICAL	1
51	PAFZZ	5310-00-297-7319	1LW55	1911644	WASHER, FLAT	1
52	PAFZZ	2920-01-272-2446	16764	1988097	SHIFT, LEVER ASSEMBLY	1
53	PAFZZ	5306-00-550-9129	1LW55	1914869	BOLT, MACHINE	5
54	PAFZZ	2520-01-485-6586	077S2	1988093	HOUSING, SHIFT	1
55	PAFZZ	5325-01-139-9845	1LW55	9416374	RING, RETAINING	1
56	PAFZZ	3120-01-266-6465	1LW55	1988096	BUSHING, SLEEVE	1
57	PAFZZ	5330-00-675-5174	80201	13726M1	SEAL, OIL	1
58	PAFZZ	5331-00-599-2321	1LW55	1916272	O-RING	1
59	PAFZZ	5970-01-267-0174	1LW55	1988339	INSULATOR, BUSHING	1
60	PAFZZ	5970-01-273-2514	1LW55	1988100	INSULATOR, PLATE	1
61	PAFZZ	5970-01-267-0175	1LW55	1988340	INSULATOR, BUSHING	1
62	PAFZZ	9390-01-245-4340	1LW55	1985247	WICK	1

SECTION II

TM BRAZIL-34P-ENG

(1) ITEM NO	(2) SMR	(3) NSN	(4) CAGE	(5) PART NUMBER	(6) DESCRIPTION AND USABLE ON CODES (UOC)	(7) QTY
63	PAFZZ	5331-01-246-0624	1LW55	1985304	O-RING.....	1
64	PAFZZ	5331-01-053-7021	1LW55	1894642	O-RING.....	1
65	PAFZZ	5331-01-053-2907	1LW55	1894643	O-RING.....	1
66	PAFZZ	3040-00-034-4216	077S2	1948529	SHAFT, SHOULDERED.....	1

END OF FIGURE

PAGE LEFT BLANK INTENTIONALLY

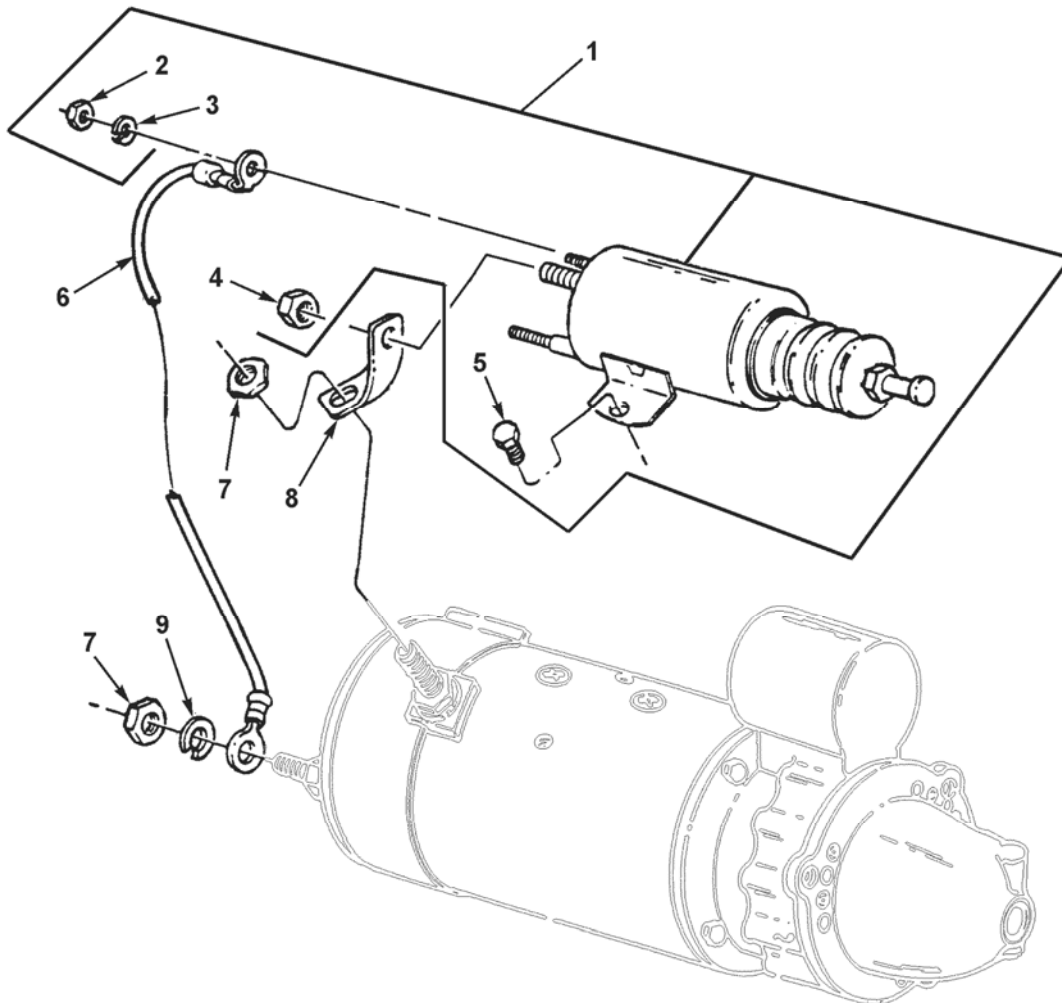


Figure 38. Starter Assembly (Leece-Neville) (Sheet 1 of 3)

U.S. Export Controlled Data – See title page.

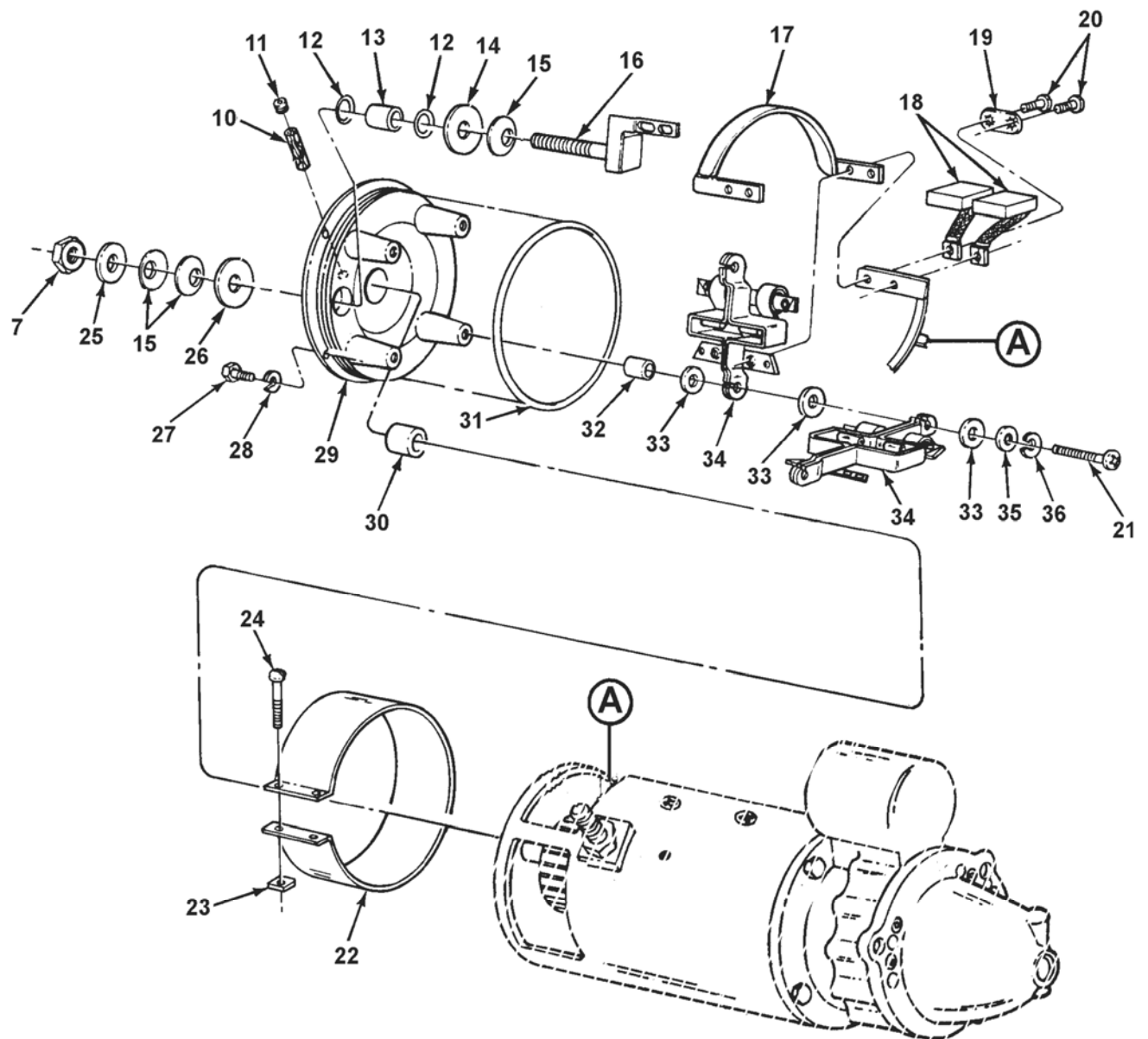


Figure 38. Starter Assembly (Leece-Neville) (Sheet 2 of 3)

U.S. Export Controlled Data – See title page.

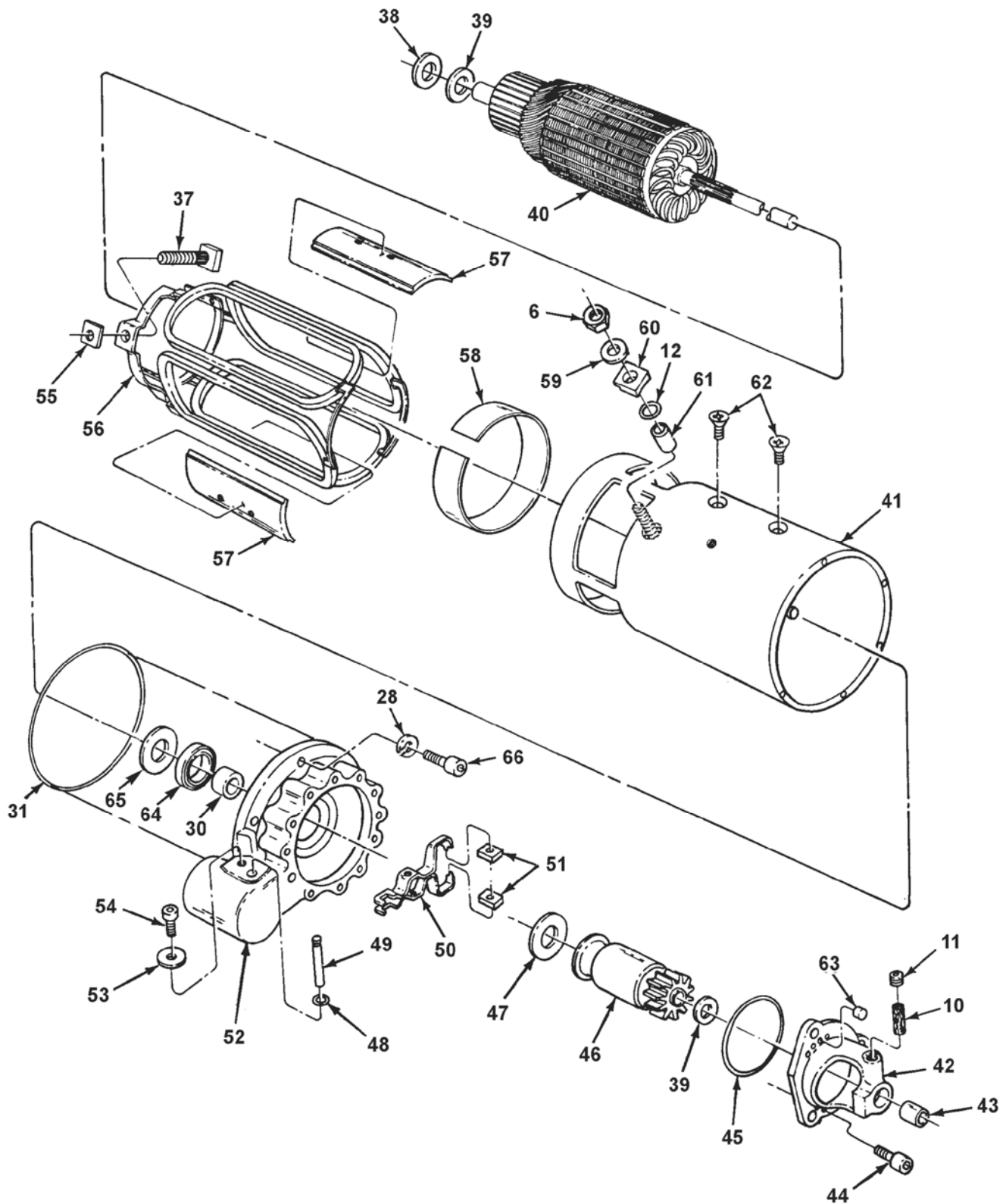


Figure 38. Starter Assembly (Leece-Neville) (Sheet 3 of 3)

U.S. Export Controlled Data – See title page.

SECTION II

TM BRAZIL-34P-ENG

(1) ITEM NO	(2) SMR	(3) NSN	(4) CAGE	(5) PART NUMBER	(6) DESCRIPTION AND USABLE ON CODES (UOC)	(7) QTY
GROUP 0603 STARTING MOTOR FIG. 38 STARTER ASSEMBLY (LEECE-NEVILLE)						
1	PAFZZ	2920-01-087-0997	19207	5705042	PARTS KIT, SOLENOID	1
2	PAFZZ	5310-01-106-9929	24975	0200138336	.NUT	1
3	PAFZZ	5310-00-775-5139	24975	2434	.WASHER, LOCK	4
4	PAFZZ	5310-00-517-6564	24975	Z098073450	.NUT, PLAIN, HEXAGON	4
5	PAFZZ	5305-01-080-4755	24975	73503	.SCREW 3/8-16 UNC-2AX0.38	1
6	PAFZZ	6150-01-333-9318	24975	225087	LEAD, ELECTRICAL	1
7	PAFZZ	5310-00-517-6564	24975	Z098073450	NUT, PLAIN, HEXAGON	4
8	PAFZZ	2920-01-077-0911	24975	78138	JUMPER, STARTER MOTOR	1
9	PAFZZ	5310-00-584-5272	80205	MS35338-48	WASHER, LOCK	1
10	PAFZZ	9390-00-112-8047	45152	2BE518	WICK	1
11	PAFZZ	4730-00-044-4688	338X5	444688	PLUG, PIPE	1
12	PAFZZ	5331-00-020-0186	81343	M83248/1-906	O-RING	1
13	PAFZZ	3120-01-112-4303	24975	78414	BEARING, SLEEVE	1
14	PAFZZ	5970-01-266-3960	24975	Z082095778	INSULATOR, WASHER	1
15	PAFZZ	5310-00-274-4546	24975	3249	WASHER, FLAT	4
16	PAFZZ	5342-01-127-5275	24975	78417	JUMPER SCREW ASSY	1
17	PAFZZ	2920-01-076-9812	24975	M047095971	JUMPER, STARTING MOTOR	1
18	PAFZZ	5977-00-758-9555	24975	M010071035	BRUSH SET, ELECTRICAL	1
19	PAFZZ	5342-01-127-5636	24975	M119057022	PLATE, LOCK	1
20	PAFZZ	5305-00-984-6191	80205	MS35206-243	SCREW, MACHINE	8
21	PAFZZ	5305-01-312-4837	24975	2104099525	SCREW, MACHINE	4
22	PAFZZ	5340-01-109-4609	24975	M026095306S	COVER, ACCESS	1
23	PAFZZ	5310-00-508-5439	24975	5955	NUT, PLAIN, SQUARE	2
24	PAFZZ	5305-01-121-5475	80204	AMSE B18.6.3-HEX HE AD 10-24X7/8	SCREW, MACHINE	2
25	PAFZZ	5310-01-120-6997	24975	Z0930-78423	WASHER, LOCK	1
26	PAFZZ	5970-01-308-0374	24975	M148095770	INSULATOR, BUSHING	1
27	PAFZZ	5305-00-068-0502	80205	MS90725-6	SCREW, CAP, HEXAGON HEAD	4
28	PAFZZ	5310-00-582-5965	73734	1370	WASHER, LOCK	9
29	PAFZZ	2920-00-764-7365	24975	73579	HOUSING, COMMUTATOR	1
30	PAFZZ	3120-01-279-1228	24975	10505761	BUSHING, SLEEVE	2
31	PAFZZ	5331-00-838-6729	24975	74980	O-RING	2
32	PAFZZ	5970-01-118-6753	24975	Z082078421	INSULATOR, BUSHING	4
33	PAFZZ	5970-01-118-6746	24975	78420	INSULATOR, WASHER	12
34	PAFZZ	5977-01-155-7352	24975	52720	HOLDER ASSEMBLY, ELEC	4
35	PAFZZ	5310-00-442-0966	93232	41423	WASHER, FLAT	4
36	PAFZZ	5310-00-775-5139	24975	2434	WASHER, LOCK	1
37	PAFZZ	5305-01-120-7738	24975	78419	SCREW, MACHINE	1
38	PAFZZ	3110-01-302-9300	24975	73500	WASHER, THRUST	1
39	PAFZZ	3120-01-302-9301	0FW39	Z095077721	BEARING, WASHER, THRUST	1
40	PAFZZ	2920-00-728-2040	24975	M02102564	ARMATURE, MOTOR	1
41	XDFZZ	2920-01-121-0168	35510	78433	HOUSING, ELECTRICAL	1
42	PAFZZ	2920-01-499-3503	24975	M014102576	HOUSING, ENGINE DRIVE	1
43	PAFZZ	3120-01-121-5608	24975	71061	BUSHING, SLEEVE	1
44	PAFZZ	5305-00-461-5860	24975	73502	SCREW, CAP, HEXAGON HEAD	6
45	PAFZZ	5331-00-633-6827	24975	Z053074981	O-RING	1
46	PAFZZ	2920-01-127-5661	24975	M029013539	DRIVE, ENGINE, ELECTRICAL	1
47	PAFZZ	5310-01-112-1738	24975	Z082078302	WASHER, FLAT	1
48	PAFZZ	5331-00-579-6495	24975	Z053-074979	O-RING	1
49	PAFZZ	5315-01-113-0395	24975	73587	PIN, SHOULDER, HEADLE	1
50	PAFZZ	2520-01-187-3619	56161	10516650	SHIFTER FORK, VEHICULAR	1
51	PAFZZ	2920-01-147-2208	24975	M177079144	ARM, CAM LEVER BRASS	2
52	XDFZZ	2920-01-155-5843	24975	M0270780995	SHIFT HOUSING, START	1
53	PAFZZ	5310-00-482-1999	24975	Z095036900	WASHER, FLAT	1
54	PAFZZ	5305-00-477-4671	80205	NAS1351-3-6	SCREW, CAP, SOCKET HEAD	1
55	PAFZA	5970-01-481-7595	24975	52377	INSULATOR, SPACER	1
56	PAFZZ	2920-01-159-9529	19207	5702713	PARTS KIT, ENGINE GEN	1
57	PAFZZ	2920-01-118-6906	24975	73466	POLE PIECE, STARTER	1
58	PAFZZ	5970-01-187-3623	24975	79832	INSULATOR, STARTER	1
59	PAFZZ	5310-01-112-1740	35510	75777	WASHER, SPRING TENSION	1
60	PAFZZ	5999-01-329-0309	24975	M148096032	HEAT SINK-INSULATOR	1
61	PAFZZ	3120-01-306-9870	24975	95780	BUSHING, SLEEVE	1

SECTION II

TM BRAZIL-34P-ENG

(1) ITEM NO	(2) SMR	(3) NSN	(4) CAGE	(5) PART NUMBER	(6) DESCRIPTION AND USABLE ON CODES (UOC)	(7) QTY
62	PAFZZ	5305-00-335-4067	24975	Z112007092	SCREW	1
63	PAFZZ	5340-01-127-0445	24975	73571	PLUG, PROTECTIVE, DUST	1
64	PAFZZ	5330-01-079-6372	24975	97799	SEAL, PLAIN ENCASED.....	1
65	PAFZZ	3120-01-111-9326	24975	Z095097800	BEARING, WASHER, THRUST	1
66	PAFZZ	5305-00-177-5568	24975	Z111031757	SCREW, CAP, SOCKET HEAD	5

END OF FIGURE

SECTION II

TM BRAZIL-34P-ENG

(1) ITEM NO	(2) SMR	(3) NSN	(4) CAGE	(5) PART NUMBER	(6) DESCRIPTION AND USABLE ON CODES (UOC)	(7) QTY
GROUP 94 SPECIAL KITS GROUP 9401 REPAIR KITS FIG. KIT						
1	PAHZZ	5330-00-792-9839	72582	5199811	GASKET SET, CYL HEAD	2
					GASKET (6) 2-20	
					GASKET (1) 2-21	
					SEAL (2) 2-16	
					RING SEAL (8) 2-18	
					RING SEAL (4) 2-17	
					RING SEAL (8) 2-19	
2	PAHZZ	2815-01-230-0206	72582	8927223	RING SET	1
					RING SET, OIL (6) 8-17	
					RING, PISTON (6) 8-3	
					RING, PISTON (12) 8-4	
3	PAHZZ	2815-01-370-3665	72582	23503779	PARTS KIT, PISTON ASSY, ENGINE	1
					BEARING HALF, SLEEVE (6) 8-8	
					RETAINER (12) 8-10	
					DOVE, PISTON (6) 8-5	
					RING SEAL (6) 8-6	
					PIN, PISTON (6) 8-9	
4	PAHZZ	2815-01-230-0203	72582	23503811	CYLINDER SLEEVE AND PISTON ASSY	6
					BEARING HALF, SLEEVE (6) 8-8	
					LINER (6) 8-1	
					DOVE, PISTON (6) 8-5	
					RING SEAL (6) 8-6	
					SEAL (12) 8-2	
					PIN, PISTON (6) 8-9	
					RING SET, OIL (6) 8-17	
					RING, PISTON (6) 8-3	
					RING, PISTON (12) 8-4	
					SKIRT, PISTON (6) 8-7	

END OF FIGURE

PAGE LEFT BLANK INTENTIONALLY

SECTION II

TM BRAZIL-34P-ENG

(1) ITEM NO	(2) SMR	(3) NSN	(4) CAGE	(5) PART NUMBER	(6) DESCRIPTION AND USABLE ON CODES (UOC)	(7) QTY
					GROUP 95 GENERAL USE STANDARDIZED PARTS GROUP 9501 BULK MATERIAL FIG. BULK	
1	MFFZZ	4720-00-150-5968	19207	11662997	HOSE, NONMETALLIC	V
2	MOOZZ	9525-00-618-0257	80205	MS20995NC20	WIRE, NON-ELECTRICAL	V

END OF FIGURE

BULK-1

U.S. Export Controlled Data – See title page.

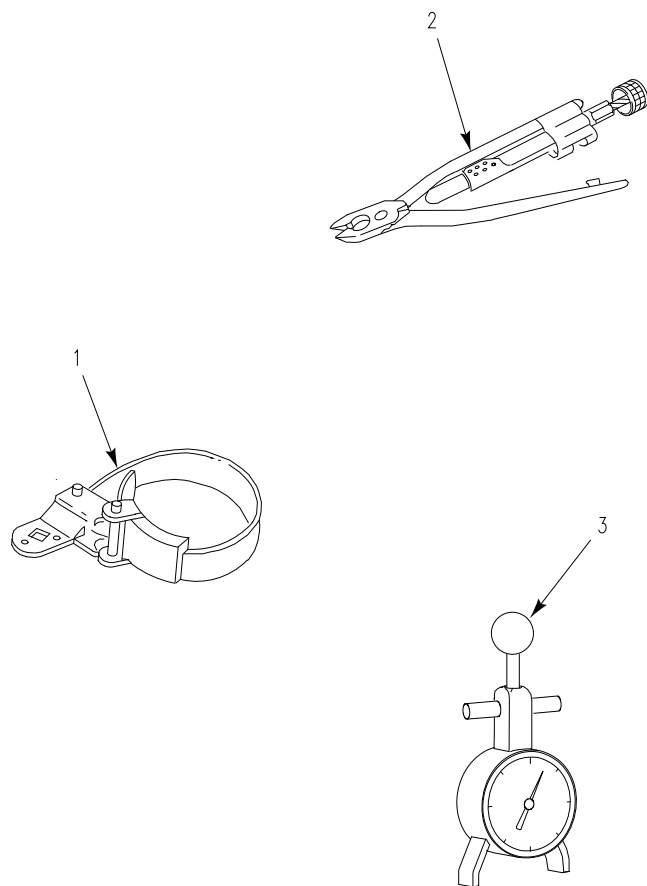


Figure 39. Special Tools and Equipment (Organizational Support Tools)

U.S. Export Controlled Data – See title page.

SECTION III

TM BRAZIL-34P-ENG

(1) ITEM NO	(2) SMR	(3) NSN	(4) CAGE	(5) PART NUMBER	(6) DESCRIPTION AND USABLE ON CODES (UOC)	(7) QTY
					GROUP 26 TOOLS AND TEST EQUIPMENT GROUP 2604 SPECIAL TOOLS FIG. 39 SPECIAL TOOLS AND EQUIPMENT (ORGANIZATIONAL SUPPORT TOOLS)	
1	PEOZZ	5120-01-197-6720	55719	YA342C	WRENCH, OIL FILTER.....	1
2	PEOZZ	5120-01-112-5031	55719	GA311-C	PLIERS, WIRE TWISTER.....	1
3	PEOZZ	6635-01-093-3710	33287	6673	TENSIOMETER, DIAL INDICATOR.....	1

END OF FIGURE

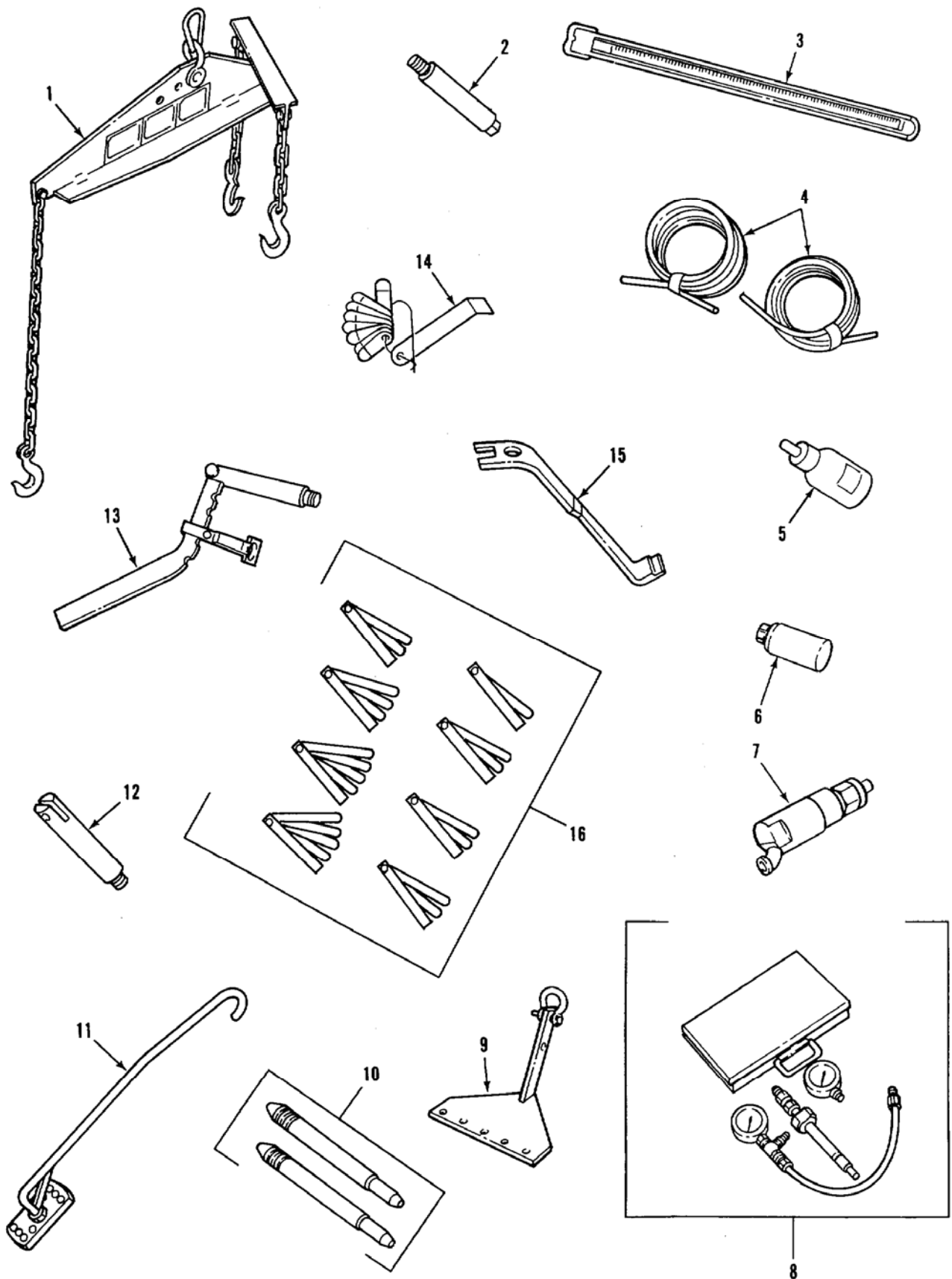


Figure 40. Special Tools and Equipment (Direct Support Tools)

U.S. Export Controlled Data – See title page.

SECTION III

TM BRAZIL-34P-ENG

(1) ITEM NO	(2) SMR	(3) NSN	(4) CAGE	(5) PART NUMBER	(6) DESCRIPTION AND USABLE ON CODES (UOC)	(7) QTY
GROUP 2604 SPECIAL TOOLS FIG. 40 SPECIAL TOOLS AND EQUIPMENT (DIRECT SUPPORT TOOLS)						
1	PEFZZ	3940-00-646-6893	19207	10942647	SLING, BEAM TYPE	1
2	PEFFF	5120-00-901-6182	19207	10955019	ADAPTER, MECHANICAL USE W/SLING.... P/N 10942647	1
3	PEFZZ	6685-00-857-4895	85274	1211-60	MANOMETER, U-TUBE USE W/U-TUBE P/N MILS68558CL2GR60, DYE P/N MILF35093 TYPE 1 & MERCURY P/N 1288	1
4	PEFZZ	4720-00-271-9839	81349	M6855/4-10L089	TUBING.NONMETALLIC..... USE W/MANOMETER P/N J21478-1	1
5	PEFZZ	8950-00-823-7664	81349	MILF39093TYPE1	FOOD COLORING USE W/MANOMETER ... P/N J21478-1	1
6	PEFZZ	6810-00-281-7453	81348	O-C-265	MERCURY, ACS	1
7	PEFZZ	4910-01-240-3101	33287	J7915-3C	ADAPTER, CYLINDER CO USE W/GAGE ... P/N 10899180 CYL COMPRESSION TEST	1
8	PEFZZ	4910-00-870-6283	19207	10899180	TESTER, CYLINDER COM..... USE W/ADAPTER P/N 10934456 CYL COMPRESSION TEST	1
9	PEFZZ	4910-00-456-7620	33287	J-22062-A	FIXTURE, LIFTING, CYL	1
10	PEFZZ	4910-00-591-6634	33287	J9665	STUD, CYLINDER HEAD,	1
11	PEFZZ	4910-00-722-3877	19207	10881880	HOOK, LIFTING, FLYWHEEL	1
12	PEFZZ	4910-00-918-0583	33287	J7455-4	ADAPTER, VALVE SPRING..... USE W/COMPRESSOR P/N 10881882	1
13	PEFZZ	5120-00-733-8888	19207	10881882	COMPRESSOR, VALVE SP USE W/ADAPTER 1 P/N J455-4 HEAD MOUNTED ON ENGINE	1
14	PEFZZ	5220-00-176-0638	33287	J9708-C	VALVE, GAGE ADJUSTAB VALVE LASH	1
15	PEFZZ	5120-00-219-8400	19207	10881891	COMPRESSOR, VALVE SPRING.....	1
16	PEFZZ	5210-01-245-9564	33287	J1698-02	GAGE SET, THICKNESS	1

END OF FIGURE

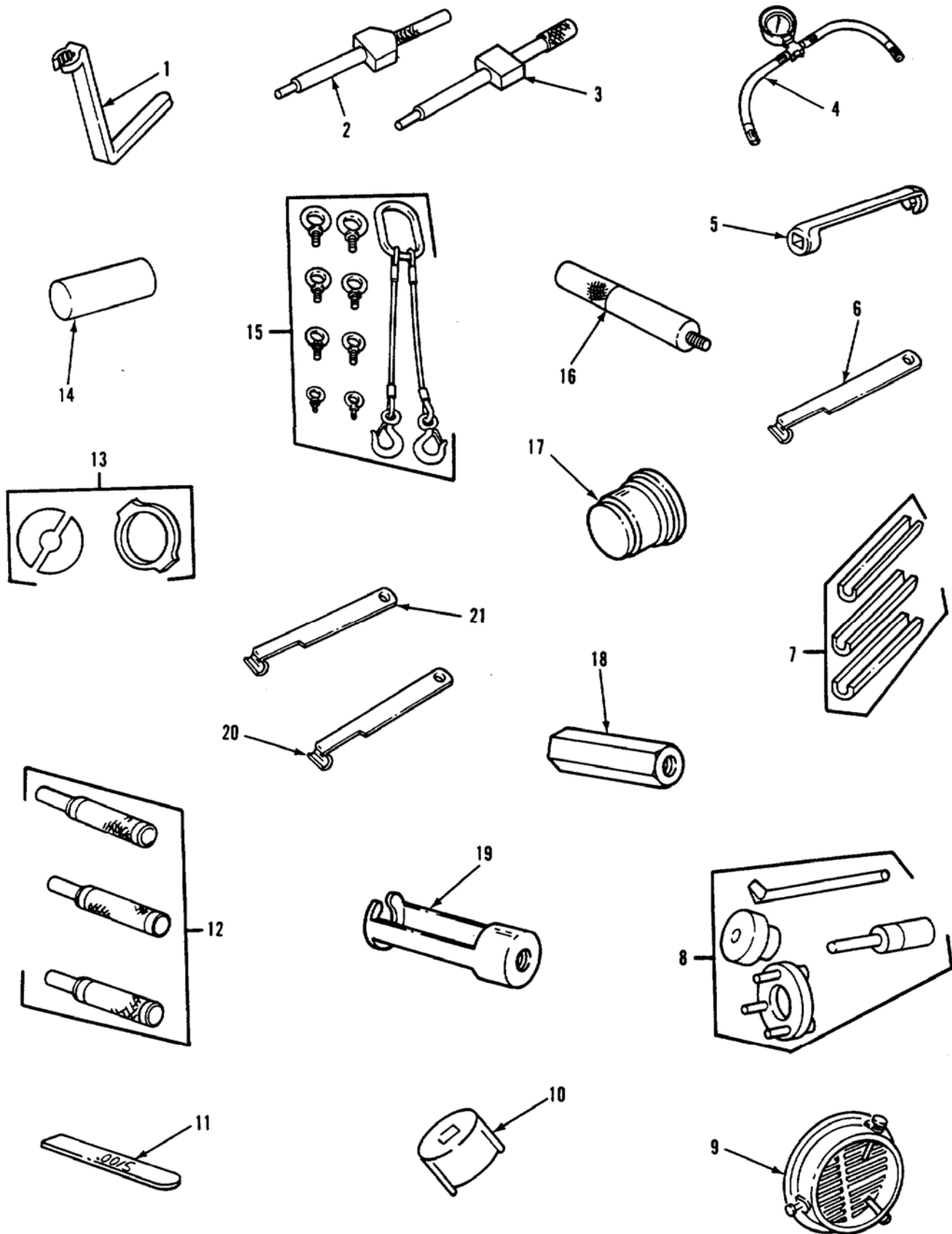


Figure 41. Special Tools and Equipment (Direct Support Tools)

U.S. Export Controlled Data – See title page.

SECTION III

TM BRAZIL-34P-ENG

(1) ITEM NO	(2) SMR	(3) NSN	(4) CAGE	(5) PART NUMBER	(6) DESCRIPTION AND USABLE ON CODES (UOC)	(7) QTY
GROUP 2604 SPECIAL TOOLS FIG. 41 SPECIAL TOOLS AND EQUIPMENT (DIRECT SUPPORT TOOLS)						
1	PEFZZ	5120-00-740-3347	19207	10949344	WRENCH, OPEN END BOX INJ INLET & OUTLET LINE NUTS	1
2	PEFZZ	5210-01-242-4091	33287	J9595	GAGE, INJECTOR TIMIN 1.496 IN. INJ..... TIMING SETTING	1
3	PEFZZ	5210-00-387-9581	33287	J1853	GAGE, INJECTOR TIMIN 1.460 IN. INJ..... TIMING SETTING	1
4	PEFZZ	6685-00-525-8109	19207	10934455	GAGE, PRESSURE, DIAL FUEL STSTEM.... PRESSURE	1
5	PEFZZ	5120-01-147-7923	19207	10881875	ADAPTER, TORQUE WRENCH	1
6	PEFZZ	5210-00-538-8465	33287	J23190	GAGE, INJECTOR RACK FOR 0.454 IN INJ RACK SETTING	1
7	PEFZZ	5120-00-494-1843	33287	J3092-01	REMOVER, PUSHROD.....	1
8	PEFZZ	5180-00-219-8407	33287	J-1508-E	TOOL KIT, FUEL PUMP	1
9	PEFZZ	4910-01-127-7959	33287	J26554-A	SHIELD, TURBO PROTECTION.....	1
10	PEFZZ	5120-00-808-5230	33287	J5895	WRENCH, RETAINING NUT.....	1
11	PEFZZ	5210-01-048-7085	33287	J23185	GAGE, THICKNESS	1
12	PEOZZ	5120-01-025-8062	33287	J23068	ALIGNMENT TOOL, TACH	1
13	PEFZZ	5120-00-937-6139	04ZR7	J22488	REMOVER IMPELLER.....	1
14	PEFZZ	5120-00-363-7572	33287	J-1930	REMOVER, SEAL.....	1
15	PEFZZ	3940-00-977-7398	19207	10930560	SLING, MULTIPLE LEG	1
16	PEFZZ	5120-00-977-5578	33287	J7079-2	HANDLE, DRIVER USE W/INSTALLER P/N J22091	1
17	PEFZZ	5120-00-116-3652	33287	J22091	INSTALLER, THERMOST USE W/DRIVER.. HANDLE, P/N J7079-2	1
18	PEFZZ	5120-00-127-7831	33287	J5901-3	ADAPTER, SLIDE HAMMER.....	1
19	PEFZZ	5120-01-048-3117	33287	J24730	PULLER, TACHOMETER.....	1
20	PEFZZ	5210-01-091-8354	33287	J24889	GAGE, THROTTLE DELAY FOR 0.345 IN STARTING AID SCREW SETTING	1
21	PEFZZ	5210-01-373-9397	33287	J28479	GAGE, INDICATING, IN 0.395..... IN.STARTING AID SCREW SETTING	1

END OF FIGURE

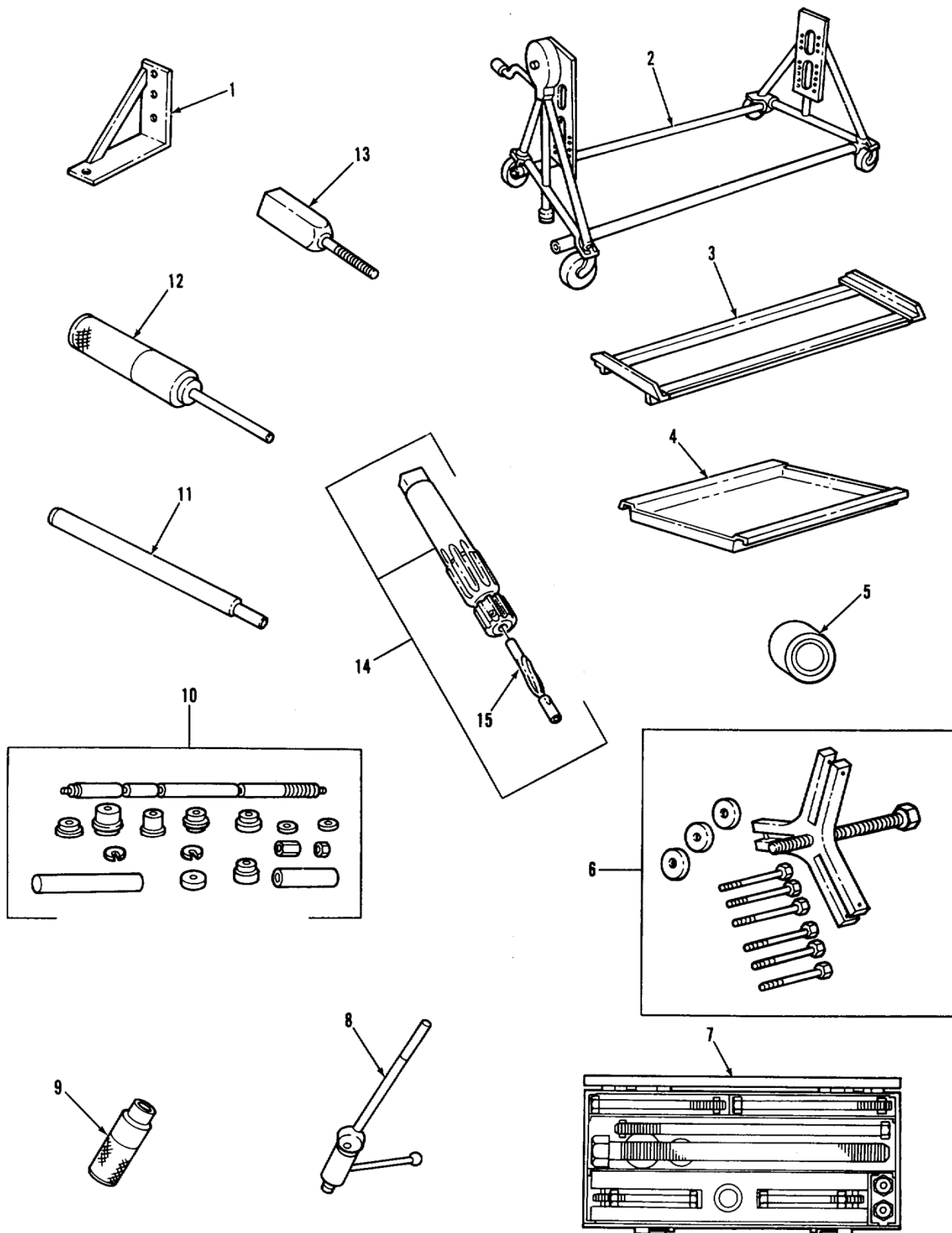


Figure 42. Special Tools and Equipment (General Support Tools)

U.S. Export Controlled Data – See title page.

SECTION III

TM BRAZIL-34P-ENG

(1) ITEM NO	(2) SMR	(3) NSN	(4) CAGE	(5) PART NUMBER	(6) DESCRIPTION AND USABLE ON CODES (UOC)	(7) QTY
GROUP 2604 SPECIAL TOOLS FIG. 42 SPECIAL TOOLS AND EQUIPMENT (GENERAL SUPPORT TOOLS)						
1	PEHZZ	5340-01-006-4589	19207	11678105	BRACKET, MOUNTING USE W/CRADLE.... P/N 7950198	1
2	PEHZZ	4910-00-795-0189	19207	7950189	STAND, MAINTENANCE, A USE W/CRADLE P/N 7950198	1
3	PEHZZ	4910-00-795-0198	19207	7950198	STAND, MAINTENANCE, A USE W/STAND P/N 7950189	1
4	PEHZZ	4930-00-545-8639	19207	8708359	DRAIN UNIT, WASTE OIL USE W/STAND... P/N 7950189	1
5	PEHZZ	5210-00-494-1738	33287	J4757	BALL ATTACHMENT MIC	1
6	PEHZZ	5120-00-740-3345	33287	J-04871-A	PULLER, MECHANICAL	1
7	PEHZZ	5180-00-338-6721	19207	8708724	PULLER KIT, UNIVERSAL	1
8	PEHZZ	5120-00-591-6631	33287	J-23479-453	REMOVER, VALVE SEAT INSERT.....	1
9	XDHZZ	5120-01-166-5167	33287	J24519	INSTALLER VALVE GUIDE	1
10	PEHZZ	5180-01-167-8073	25341	J-7593-03	TOOL KIT, INTERNAL	1
11	PEHZZ	4910-00-591-6632	33287	J-7775-A	REMOVER, VALVE GUIDE	1
12	PEHZZ	4910-00-603-8925	33287	J7790	INSTALLING TOOL, VALVE.....	1
13	PEHZZ	5120-00-711-1920	19207	10881892	FLARING TOOL, TUBE, USE W/INSTALLER P/N 10881893 OR J5286-20	1
14	PEHZZ	5110-00-785-1016	19207	10881897	REAMER, HAND USE W/FORMER INS TUBE P/N 5199527	1
15	PEHZZ	5110-01-048-2199	33287	J22525-3	.REAMER, HAND USE W/REAMER	1
					P/N 10881897, INJ TUBE SPRAY TIP	

END OF FIGURE

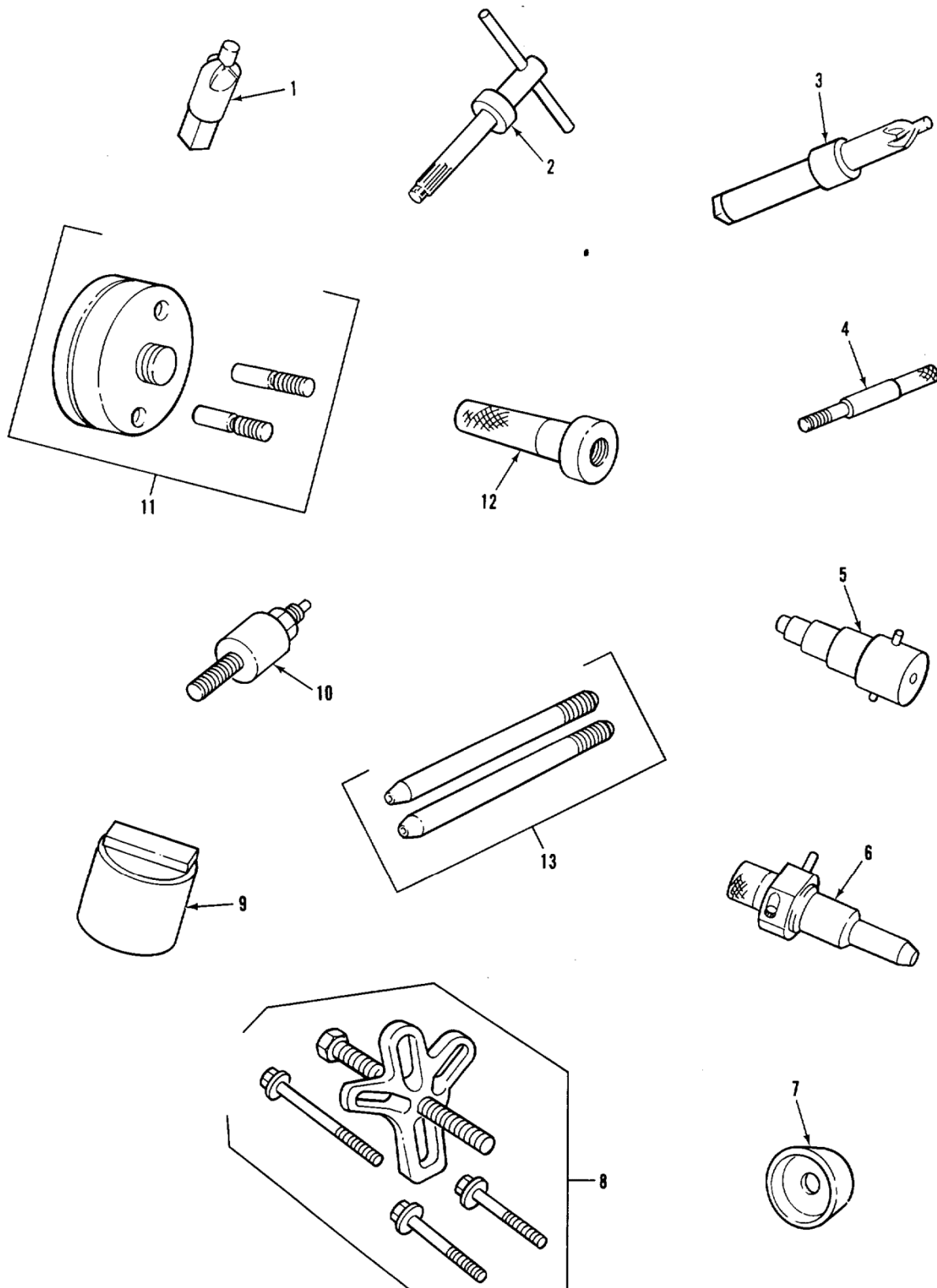


Figure 43. Special Tools and Equipment (General Support Tools)

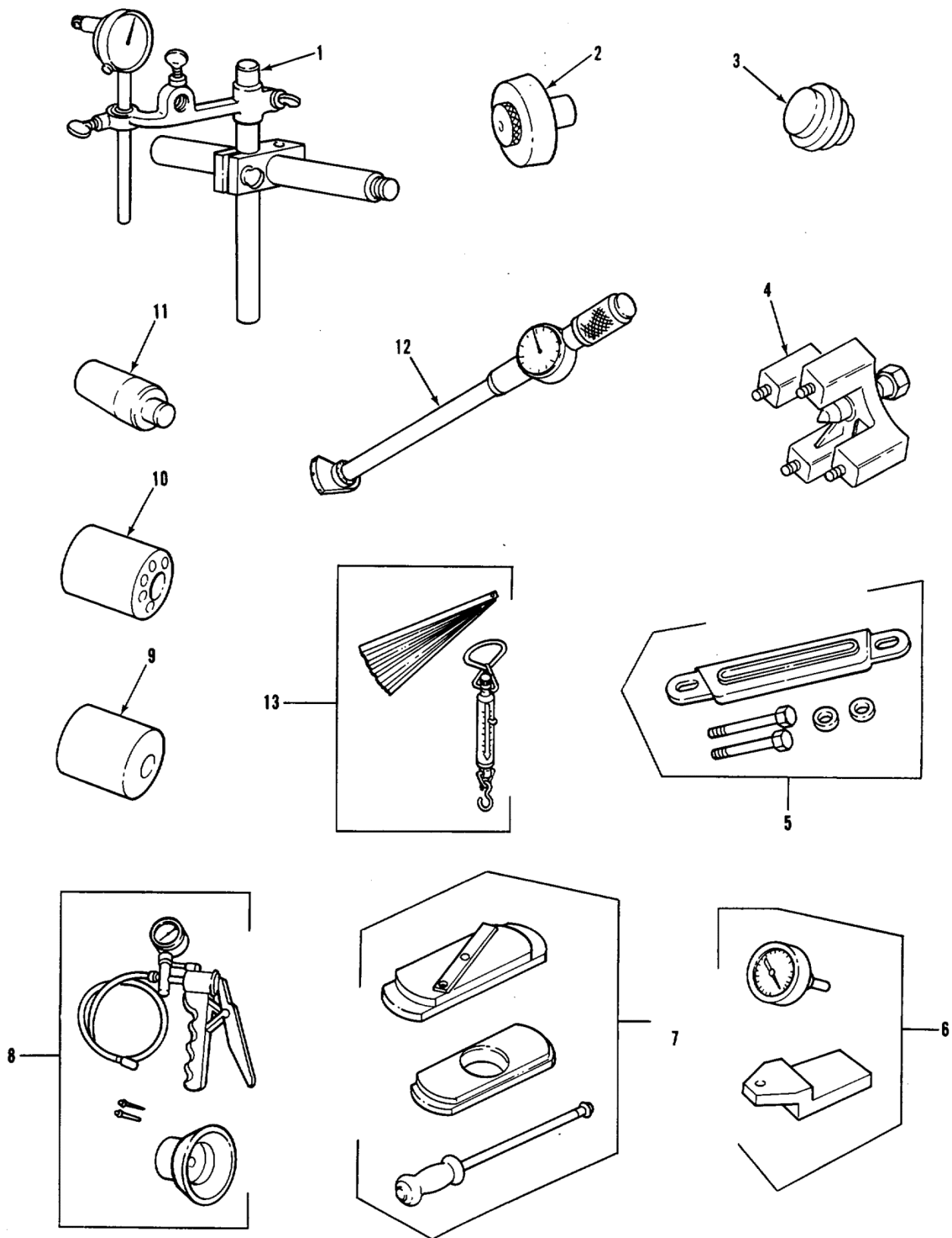
U.S. Export Controlled Data – See title page.

SECTION III

TM BRAZIL-34P-ENG

(1) ITEM NO	(2) SMR	(3) NSN	(4) CAGE	(5) PART NUMBER	(6) DESCRIPTION AND USABLE ON CODES (UOC)	(7) QTY
GROUP 2604 SPECIAL TOOLS FIG. 43 SPECIAL TOOLS AND EQUIPMENT (GENERAL SUPPORT TOOLS)						
1	PEHZZ	5120-00-785-1017	33287	J5286-8	TUBE TIP REFINISHER	1
2	PEHZZ	5110-00-019-5240	33287	J-4986-01	REAMER, HAND INJ NUT SPRAY TIP SEAT	1
3	PEHZZ	5110-00-294-4606	19207	10881907	REAMER, HAND INJ TUBE INJ NUT	1
4	PEHZZ	4940-00-711-1919	19207	10881896	INSTALLER, PILOT, INJ USE W/INSTALLER P/N 10881893 OR J5286-20	1
5	PEHZZ	4940-00-711-1918	19207	10881893	INSTALLER, BODY, INJE OLD STYLE USE W/FORMER TUBE P/N 51993527 & PILOT P/N 10881896	1
6	PEHZZ	4940-00-711-1918	33287	J-5286-4C	INSTALLER, BODY, INJE NEW STYLE USE W/TUBE P/N 8925981 & PILOT P/N 10881896	1
7	PEHZZ	5120-00-808-5209	33287	J-21278-A	EXPANDER, OIL SEAL	1
8	PEHZZ	5180-00-999-4053	33287	J-24420-C	PULLER KIT, UNIVERSAL	1
9	PEHZZ	4910-00-736-1371	33287	J7557	INSTALLING TOOL, CRANKSHAFT	1
10	PEHZZ	4910-00-779-6392	33287	J7773	INSTALLER, CRANKSHAF	1
11	PEHZZ	5120-00-169-5806	33287	J9479	INSTALLING TOOL, CON CRANKSHAFT	1
12	PEHZZ	5120-00-808-5082	33287	J-3154-1A	REAR HANDLE, DRIVER USE W/ INSTALLER	1
13	PEHZZ	5120-00-872-6015	33287	J-7540	P/N J9479 ALIGNING STUDS, FLYWHEEL	1

END OF FIGURE



SECTION III

TM BRAZIL-34P-ENG

(1) ITEM NO	(2) SMR	(3) NSN	(4) CAGE	(5) PART NUMBER	(6) DESCRIPTION AND USABLE ON CODES (UOC)	(7) QTY
GROUP 2604 SPECIAL TOOLS FIG. 44 SPECIAL TOOLS AND EQUIPMENT (GENERAL SUPPORT TOOLS)						
1	PEHZZ	5210-00-937-7284	33287	J-9737-D	GAGE, WHEEL HOUSING CHECKING	1
2	PEHZZ	5120-00-918-0587	33287	J-9769	FLYWHEEL NSG CONCENTRICITY	
3	PEHZZ	5120-00-936-4377	33287	J9783	EXPANDER, REAR OIL SEAL	1
4	PEHZZ	5120-00-219-8397	33287	J-1902-B	INSERTER, SEAL.....	1
5	PEHZZ	5120-00-999-8618	33287	J21793-B	PULLER, MECHANICAL	1
6	PEHZZ	5210-00-023-4798	33287	J22273-A	CLAMP, HOLD DOWN CYL	1
7	PEHZZ	5120-00-937-6140	33287	J22490	GAGE, DEPTH	1
8	PEHHH	6685-01-061-4253	33287	J-23987-B	PULLER, MECHANICAL	1
9	PEHZZ	5120-01-242-4092	33287	J35572	TESTER, VACUUM GAGE.....	1
10	PEHZZ	5120-00-733-8874	19207	10881874	INSERTER, PISTON	1
11	PEHZZ	5315-01-242-4093	33287	J35619	REPLACER, PISTON PIN	1
12	PEHZZ	5210-01-070-4543	33287	J5347-B	PIN, PISTON, ALIGNMENT.....	1
13	PEHZZ	5210-00-116-1631	33287	J-5438-A	GAGE, CYLINDER	1
					GAGE SET, PISTON	1

END OF FIGURE

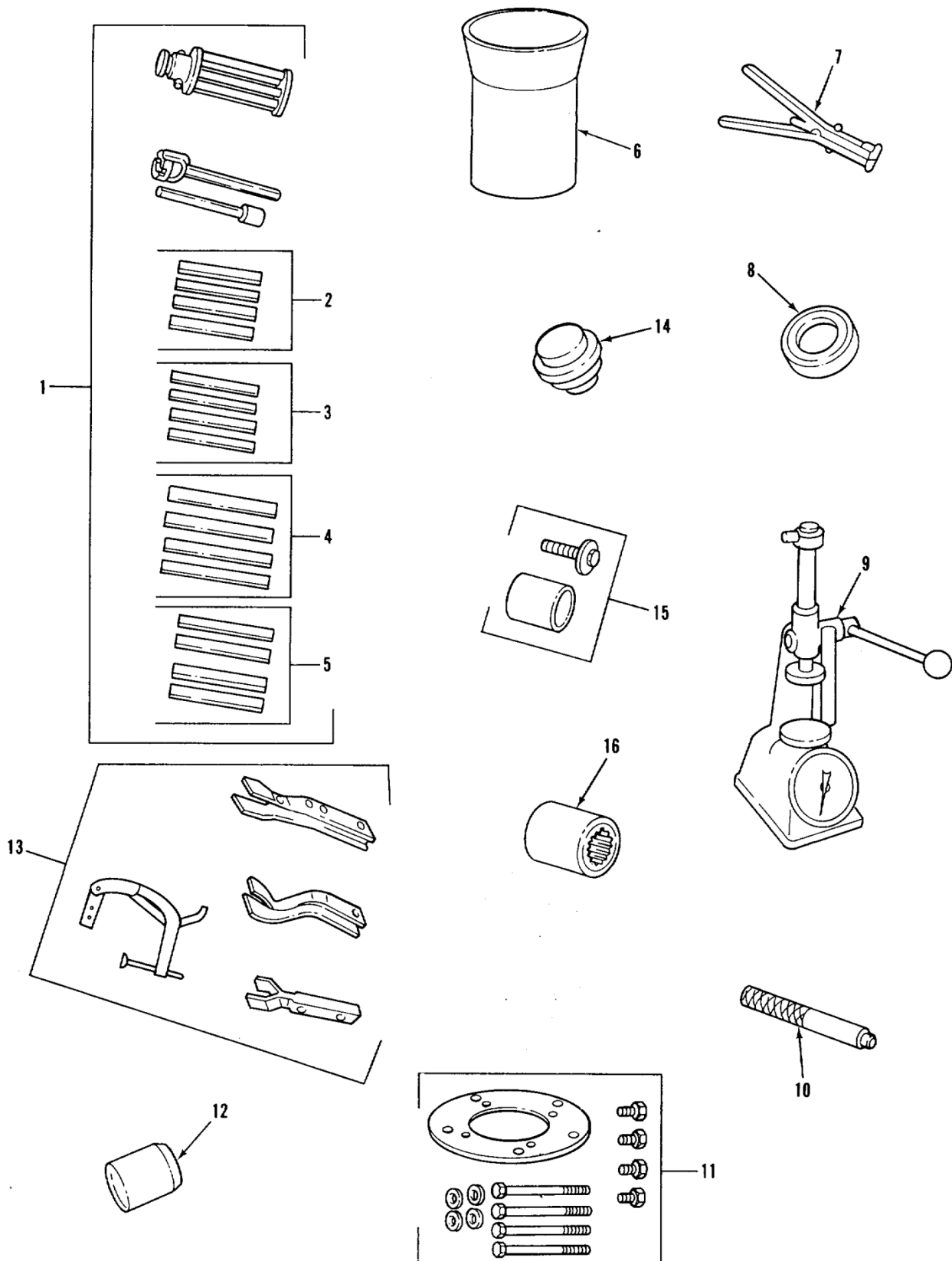


Figure 45. Special Tools and Equipment (General Support Tools)

U.S. Export Controlled Data – See title page.

SECTION III

TM BRAZIL-34P-ENG

(1) ITEM NO	(2) SMR	(3) NSN	(4) CAGE	(5) PART NUMBER	(6) DESCRIPTION AND USABLE ON CODES (UOC)	(7) QTY
GROUP 2604 SPECIAL TOOLS FIG. 45 SPECIAL TOOLS AND EQUIPMENT (GENERAL SUPPORT TOOLS)						
1	PEHZZ	5130-00-629-9782	33287	J-05902-A	HONING UNIT, CYLINDER.....	1
2	PEHZZ	5130-01-216-7809	33287	J5902-13	STONE, ABRASIVE, CYLI 80 GRIT	1
3	PEHZZ		33287	J5902-14	STONE, ABRASIVE, CYLI 120 GRIT	1
4	PEHZZ	5130-00-937-7280	33287	J-05902-14	STONE, ABRASIVE, CYLI 320 GRIT	1
5	PEHZZ	5130-01-216-7295	33287	J5902-18	STONE, ABRASIVE, CYLI 220 GRIT	1
6	PEHZZ		33287	J6883-01	COMPRESSOR, PISTON RING.....	1
7	PEHZZ	5120-00-494-1846	33287	J-8128	REMOVER AND REPLACE	1
8	PEHZZ	4910-00-779-7225	33287	J-08385-A	GAGE, RING USE W/GAGE P/N J5347-B....	1
9	PEHZZ	4940-01-138-8259	50941	J22738-02	TESTER, SPRING.....	1
10	PEHZZ	5120-01-026-0306	33287	J24094	INSTALLER, CAMSHAFT.....	1
11	PEHZZ	4910-01-158-3981	33287	J6202-01	PLATE, REMOVER CAMSHAFT.....	1
12	PEHZZ	4910-00-591-6640	33287	J7454	EXPANDER, OIL SEAL	1
13	PEHZZ	5120-00-254-5049	33287	J8062	COMPRESSOR, VALVE SP USE WHEN CYL HEAD IS REMOVED FROM ENGINE	1
14	PEHZZ	5120-00-937-6143	33287	J9790	INSTALLER, SEAL	1
15	PEHZZ	5120-00-808-5083	33287	J-22524	INSTALLER, OIL SEAL	1
16	PEHZZ	5120-01-169-5300	33287	J-23126	ADAPTER, TORQUE WRENCH	1

END OF FIGURE

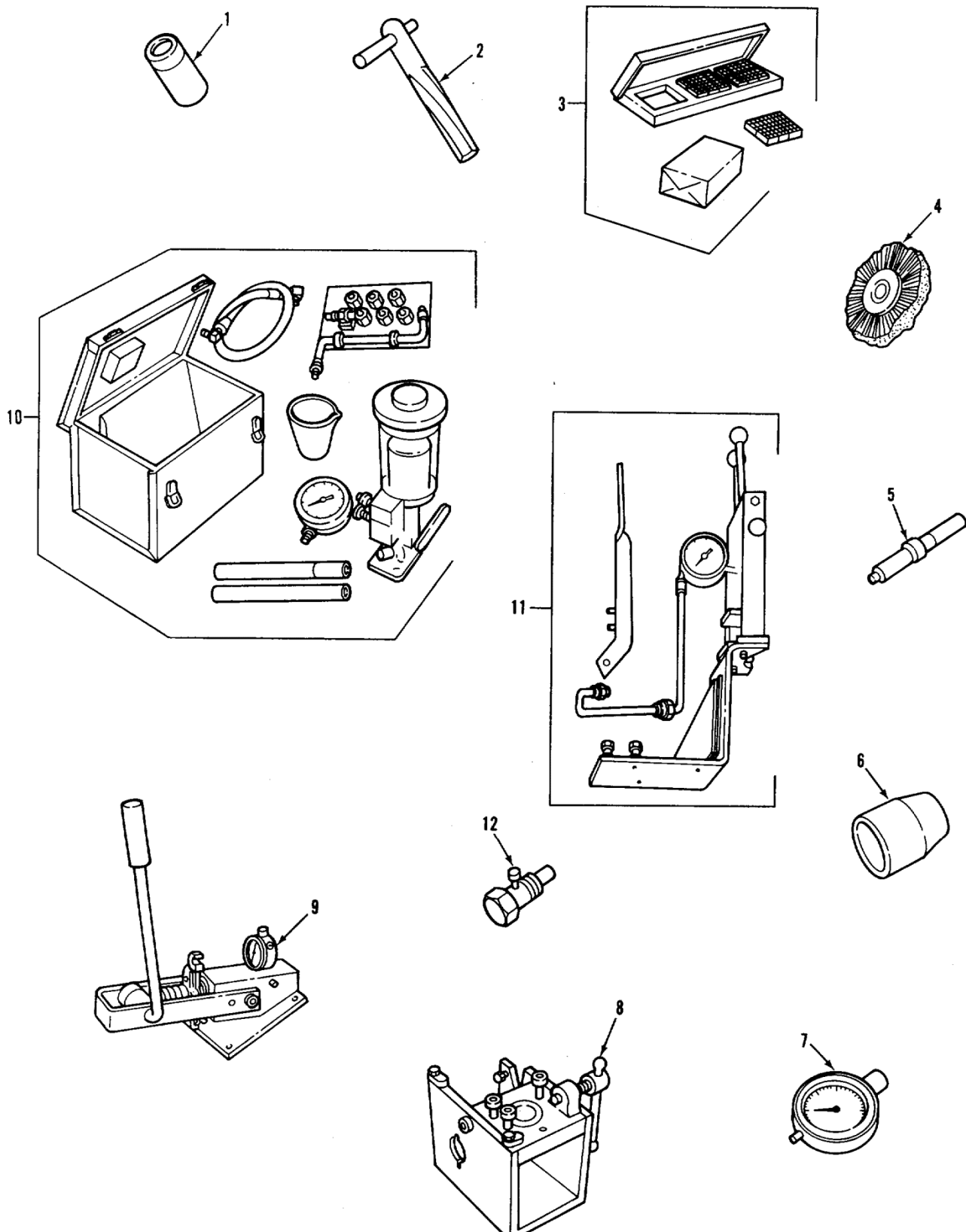


Figure 46. Special Tools and Equipment (General Support Tools)

U.S. Export Controlled Data – See title page.

SECTION III

TM BRAZIL-34P-ENG

(1) ITEM NO	(2) SMR	(3) NSN	(4) CAGE	(5) PART NUMBER	(6) DESCRIPTION AND USABLE ON CODES (UOC)	(7) QTY
GROUP 2604 SPECIAL TOOLS FIG. 46 SPECIAL TOOLS AND EQUIPMENT (GENERAL SUPPORT TOOLS)						
1	PEHZZ	4910-00-169-5805	33287	J-08968-A	INSTALLING TOOL, DRI USE W/INSTALLER P/N J77739 OIL PUMP DRIVE GEAR	1
2	PEHZZ	5110-00-937-7628	33287	J-21089	REAMER, HAND	1
3	PEHZZ	3460-00-937-5521	33287	J-22090-A	BLOCK SET, LAPPING	1
4	PEHZZ	5130-00-937-7281	33287	J-7944	BRUSH, WIRE, ROTARY WHEEL	1
5	PEHZZ	5220-01-167-4281	33287	J25521	GAGE, PROFILE	1
6	PEHZZ	5120-01-170-4924	33287	J-29197	INSERTER, SEAL	1
7	PEHZZ	5210-00-937-7285	33287	J9462-02	GAGE, LIFTER	1
8	PEHZZ	5220-01-061-4248	33287	J22396-1	INJECTOR VISE	1
9	PEHZZ	5210-00-990-3327	45152	2BF852	GAGE, INJECTOR.....	1
10	PEHZZ	4910-00-255-8641	19204	7551255	TESTER, DIESEL FUEL USE W/TESTER.... P/N 65-9288	1
11	PEHZZ	4910-00-355-6248	92372	65-0251	TEST FIXTURE, DIESEL USE W/TESTER... P/N 7551251	1
12	PEHZZ	4910-00-764-5626	05083	65-1047	ADAPTER, NEEDLE VALVE	1
USE W/TESTER P/N 7551255						

END OF FIGURE

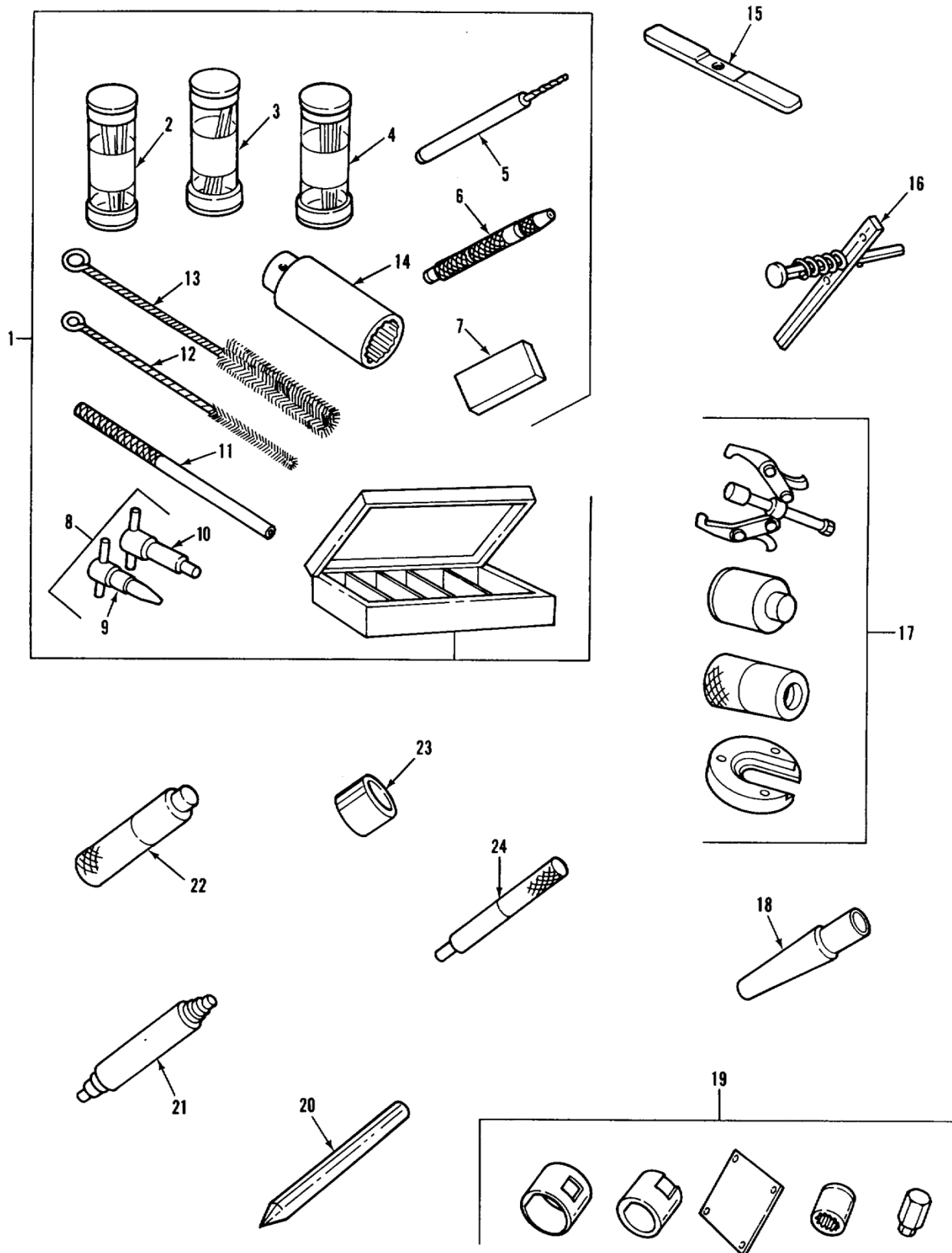


Figure 47. Special Tools and Equipment (General Support Tools)

U.S. Export Controlled Data – See title page.

SECTION III

TM BRAZIL-34P-ENG

(1) ITEM NO	(2) SMR	(3) NSN	(4) CAGE	(5) PART NUMBER	(6) DESCRIPTION AND USABLE ON CODES (UOC)	(7) QTY
GROUP 2604 SPECIAL TOOLS FIG. 47 SPECIAL TOOLS AND EQUIPMENT (GENERAL SUPPORT TOOLS)						
1	PEHZZ	5180-01-038-0251	33287	J23435-C	TOOL KIT, DIESEL INJ	1
2	PEHZZ	4910-01-163-7893	33287	J-21460-A	WIRE, SPRAY TIP.....	1
3	PEFZZ	5120-00-591-6631	33287	J-23479-453	REMOVER, VALVE SEAT INSERT.....	1
4	PEHZZ	4910-01-163-7894	33287	J-21462-A	WIRE SPRAY TIP	1
5	XDHZZ	5120-01-170-4922	33287	J24838	.REMOVER, CARBON, INJE.....	1
6	PEHZZ	5120-00-909-5706	33287	J4298-1	WISE, PIN WIRE SPRAY TIP.....	1
7	PEHZZ	5120-01-132-5463	33287	J8170	SHARPENING, STONE WIC.....	1
8	PEHZZ	5110-00-084-0951	33287	J9418	REMOVER SET, CARBON INJECTOR NUT	1
9	PEHZZ	5110-00-937-7629	33287	J9418-5	REMOVER, CARBON, INJECTOR NUT	1
10	PEHZZ	5110-00-937-7630	33287	J9418-1	SPRAY TIP REAMER, CARBON, INJECTOR ,NUT	1
11	PEHZZ	5120-00-355-6167	33287	J1291-02	SPRAY TIP DRIVER, INJECTOR SPRAY TIP.....	1
12	PEHZZ	5120-01-132-5464	33287	J-8150	.BRUSH, RACK HOLE.....	1
13	PEHZZ	7920-00-238-1906	33287	J8152	.BRUSH, INJECTOR CLEANER	1
14	PEHZZ	5120-00-219-8409	33287	J-4983A	.WRENCH, INJECTOR NUT	1
15	PEHZZ	5120-00-907-8989	33287	J-21223-B	WRENCH.BOX	1
16	PEHZZ	4910-00-907-0713	33287	J21224	ADAPTER, DIAL INDICA TURBO RADIAL	1
17	PEHZZ	5180-01-035-1314	33287	J23679-A	SHAFT MOVE MENT TOOL KIT, BLOWER AND GOVERNOR	1
18	PEHZZ	4910-00-591-6633	33287	J5209	INSTALLING TOOL,BLOWER.....	1
19	PEHZZ	4910-01-170-4914	33287	J29086	FIXTURE SET,TURBO	1
20	PEHZZ	5120-00-960-2799	33287	J-9496	REMOVER, IMPELLER.....	1
21	PEHZZ	4910-00-779-6078	33287	J21068	COMPRESSOR IMPELLER INSTALLER,GOVERNOR	1
22	PEHZZ	5120-00-808-5078	33287	J-2196-A	REMOVER,BEARING.....	1
23	PEHZZ	5365-00-779-7308	33287	J8984	SPACER, GOVERNOR	1
24	PEHZZ	4910-00-779-7315	33287	J8985	REMOVER AND INSTALL.....	1

END OF FIGURE

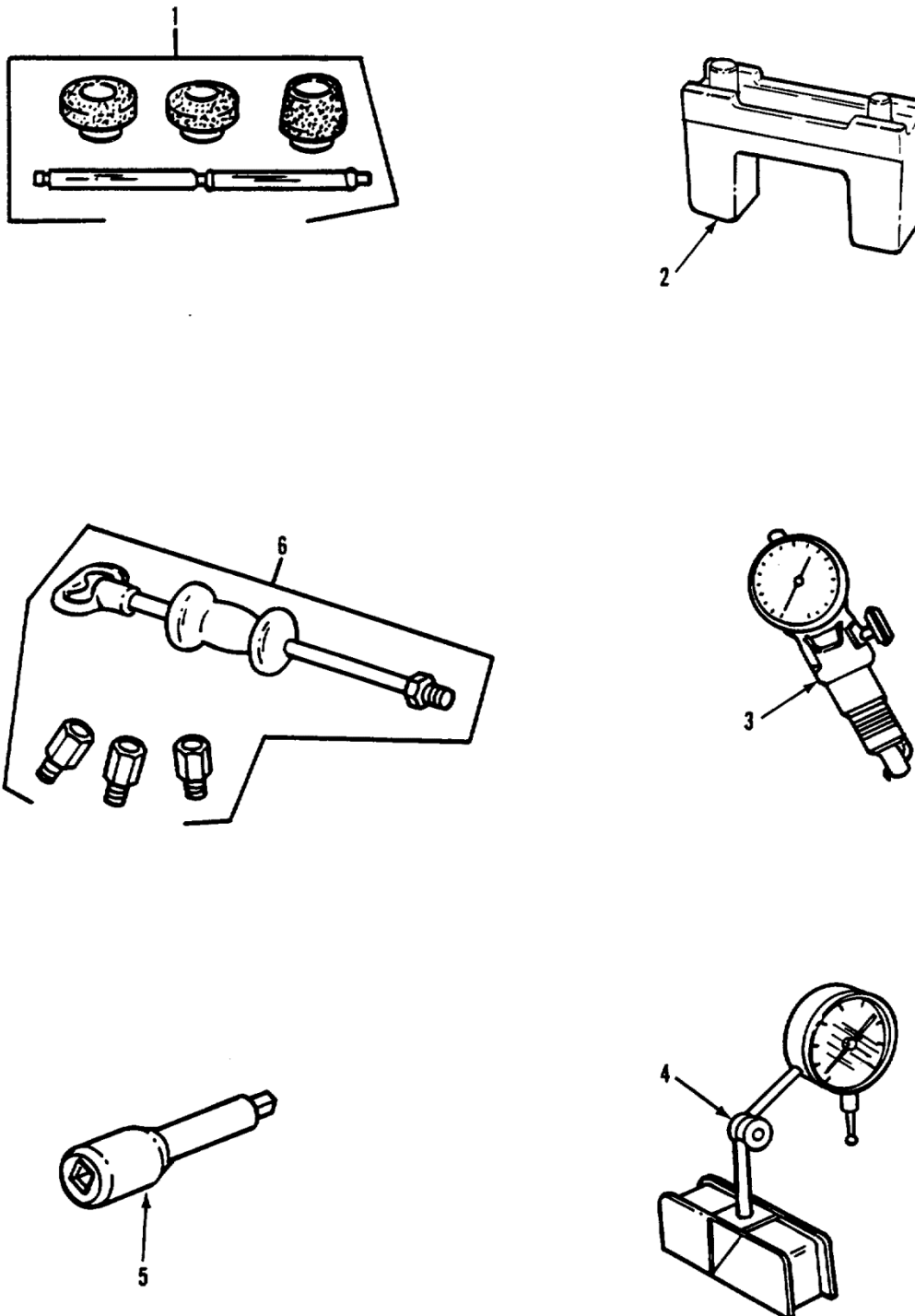


Figure 48. Special Tools and Equipment (General Support Tools)

U.S. Export Controlled Data – See title page.

SECTION III

TM BRAZIL-34P-ENG

(1) ITEM NO	(2) SMR	(3) NSN	(4) CAGE	(5) PART NUMBER	(6) DESCRIPTION AND USABLE ON CODES (UOC)	(7) QTY
GROUP 2604 SPECIAL TOOLS FIG. 48 SPECIAL TOOLS AND EQUIPMENT (GENERAL SUPPORT TOOLS)						
1	PEHZZ	4910-00-254-5018	33287	J-7792-01	ADAPTER KIT, VALVE SEAT GRINDER.....	1
2	PEHZZ	4910-00-705-9278	33287	J-33421-A	HOLDER ASSEMBLY, ENG.....	1
3	PEHZZ	4910-00-779-7103	00256	9320	GAGE, DIAL, VALVE SEAT.....	1
4	PEHZZ	5210-00-402-9619	33287	J7872	INDICATOR SET, DIAL	1
5	PEHZZ	5120-01-297-2374	33287	J-34650	SOCKET WRENCH ATTACHMENT	1
6	PEHZZ	5120-00-937-7266	33287	J6471-02	SLIDE HAMMER, PULLER.....	1

END OF FIGURE

CROSS REFERENCE INDEXES

NATIONAL NUMBER INDEX

STOCK NUMBER	FIG.	ITEM	STOCK NUMBER	FIG.	ITEM
2910-00-004-3443	5	4	5305-00-071-2505	23	6
3020-00-008-1723	21	22	2910-00-073-3010	20	30
3020-00-008-4845	21	19	3120-00-074-1911	10	18
2990-00-008-9360	32	11	2930-00-074-1922	5	11
2815-00-010-0297	2	39	5330-00-074-1923	16	16
5310-00-010-3342	24	31	5330-00-074-1925	26	9
5315-00-010-3709	21	14	2990-00-074-1928	23	KIT
4730-00-010-3885	13	7	5330-00-074-1931	12	7
4730-00-010-3885	17	27	2815-00-074-1932	7	16
4730-00-010-3885	34	11	2815-00-074-1933	10	22
5315-00-014-1195	7	7	2815-00-074-1934	10	6
5315-00-014-1195	21	23	2815-00-074-1938	7	24
5315-00-014-1212	23	14	2815-00-074-1939	11	27
5315-00-014-1346	2	11	4730-00-074-1946	13	8
2940-00-015-3609	33	9	5330-00-079-8421	23	22
5305-00-017-9846	34	17	5310-00-080-6004	2	29
4720-00-018-2162	13	11	5310-00-080-6004	7	5
5305-00-018-6622	3	11	5310-00-080-6004	12	3
2940-00-019-4775	16	11	5310-00-080-6004	14	12
5110-00-019-5240	43	2	5310-00-080-6004	15	16
5331-00-020-0186	38	12	5310-00-080-6004	16	19
5210-00-023-4798	44	6	5310-00-080-6004	17	3
3020-00-034-1874	35	4	5310-00-080-6004	22	3
6695-00-034-3918	20	18	5310-00-080-6004	27	3
3040-00-034-4216	37	66	5310-00-080-6004	28	12
4730-00-044-4688	38	11	5310-00-080-6004	33	16
5306-00-050-1238	14	8	5310-00-080-6004	34	7
2815-00-051-4514	10	4	5310-00-080-6004	35	3
5310-00-053-8377	5	3	5306-00-080-7294	33	20
5306-00-053-8378	7	11	5310-00-081-4219	7	12
2815-00-053-8992	11	34	5310-00-081-4219	13	6
5310-00-055-0829	26	14	5310-00-081-4219	14	9
3010-00-055-0830	23	29	5310-00-081-4219	35	9
5340-00-055-0831	11	29	5305-00-082-6821	6	1
3040-00-055-1564	11	26	5110-00-084-0951	47	8
2815-00-055-1565	11	28	5310-00-087-4652	33	18
3040-00-055-1583	11	19	3120-00-089-3536	2	3
5330-00-055-1584	5	21	3120-00-089-6425	8	16
5330-00-055-1584	34	14	2815-00-089-6440	23	19
5360-00-055-2657	31	14	2990-00-089-6453	29	3
5306-00-057-8427	13	22	3040-00-089-6455	29	9
5306-00-057-8494	7	17	2990-00-089-6456	29	5
5306-00-059-3529	23	20	5315-00-089-6457	29	8
5310-00-062-2051	37	4	3040-00-089-7777	29	2
5306-00-064-5356	36	4	2815-00-097-9755	11	40
5305-00-068-0502	38	27	2815-00-103-2217	23	46
5305-00-068-0508	11	24	2930-00-105-9849	34	16
5305-00-068-0508	28	1	9390-00-112-8047	38	10
5305-00-068-0510	5	16	3120-00-113-0612	6	4
5305-00-068-0510	15	3	5210-00-116-1631	44	13
5305-00-068-0511	16	21	5120-00-116-3652	41	17
5305-00-068-0511	27	1	2910-00-117-9230	20	22
5310-00-070-6870	25	7	0259-00-123-5017	9	2
5305-00-071-1788	4	2	5340-00-126-9665	30	4
5305-00-071-2055	24	32	2910-00-126-9712	20	13
5305-00-071-2067	33	26	2910-00-126-9713	20	8
5305-00-071-2069	2	34	2930-00-127-2517	35	15

CROSS REFERENCE INDEXES

NATIONAL NUMBER INDEX

STOCK NUMBER	FIG.	ITEM	STOCK NUMBER	FIG.	ITEM
2930-00-127-2518	35	12	7920-00-238-1906	47	13
5120-00-127-7831	41	18	4320-00-240-2038	35	18
5342-00-134-3182	15	5	5315-00-241-7427	20	29
5365-00-142-1775	5	8	5330-00-246-6380	34	12
5365-00-142-1775	5	22	5315-00-251-9989	31	4
5306-00-143-3217	32	8	5305-00-253-5608	25	25
5340-00-148-0886	7	22	5305-00-253-5620	17	11
5310-00-148-4719	37	35	4910-00-254-5018	48	1
2520-00-150-2037	32	13	5120-00-254-5049	45	13
4730-00-150-2038	32	12	5365-00-255-0296	20	10
4730-00-150-2042	32	17	4910-00-255-8641	46	10
4720-00-150-5968	BULK	1	5365-00-262-4397	30	5
4730-00-152-6070	13	13	5365-00-262-4701	16	9
4730-00-152-6070	34	18	5310-00-264-1939	26	16
2930-00-152-9855	34	1	5305-00-269-3234	10	14
5310-00-153-2717	25	22	5305-00-269-3237	2	30
2815-00-159-3528	5	2	5305-00-269-3247	7	9
5310-00-160-9673	24	19	5305-00-269-3248	7	6
5310-00-164-1790	32	7	5310-00-270-7111	11	32
5310-00-164-1790	32	9	4720-00-271-9839	40	4
3120-00-169-0043	6	9	3020-00-272-6038	20	14
3120-00-169-0044	6	9	5310-00-274-4546	38	15
4910-00-169-5805	46	1	5310-00-274-4658	10	1
5120-00-169-5806	43	11	5310-00-274-9364	18	1
4730-00-172-0528	30	8	5310-00-276-3015	20	5
5220-00-176-0638	40	14	5315-00-276-4818	10	7
5305-00-177-5568	38	66	5315-00-276-4818	10	23
5330-00-179-6227	8	2	4730-00-279-0985	15	1
5310-00-194-1483	33	27	6810-00-281-7453	40	6
4730-00-196-1973	22	7	5325-00-282-5031	11	33
5340-00-202-0765	5	15	5310-00-282-5658	8	15
5305-00-207-0897	22	1	5110-00-294-4606	43	3
5310-00-209-0965	4	3	5310-00-297-7319	37	51
5330-00-212-6290	7	23	3805-00-332-5547	5	13
5330-00-212-6290	21	10	5305-00-335-4067	38	62
5120-00-219-8397	44	4	5180-00-338-6721	42	7
5120-00-219-8400	40	15	2815-00-345-6073	11	37
5180-00-219-8407	41	8	5365-00-354-1308	21	17
5120-00-219-8409	47	14	5120-00-355-6167	47	11
5305-00-225-3843	28	4	4910-00-355-6248	46	11
5306-00-226-4822	14	1	2910-00-355-7669	21	8
5306-00-226-4824	14	10	4820-00-360-8299	16	12
5306-00-226-4825	2	24	3120-00-362-9301	6	8
5306-00-226-4825	30	15	5120-00-363-7572	41	14
5306-00-226-4826	7	20	2990-00-363-8093	28	5
5306-00-226-4826	35	6	5330-00-364-3434	20	24
5306-00-226-4827	19	6	6680-00-364-3506	19	4
5306-00-226-4829	13	4	3120-00-367-7235	6	8
3020-00-230-0066	35	13	4730-00-371-5337	2	4
5310-00-231-3293	17	20	4730-00-371-5337	5	9
4730-00-233-9988	24	8	4730-00-371-5337	6	11
5315-00-234-1650	31	3	4730-00-371-5337	17	24
3020-00-234-2991	6	5	4730-00-371-5337	21	11
5330-00-235-4885	35	11	4730-00-371-5337	23	25
5360-00-236-3149	11	30	4730-00-371-5337	35	14
5340-00-237-8324	2	13	2910-00-374-4929	20	11
5315-00-238-0838	12	5	5210-00-387-9581	41	3

CROSS REFERENCE INDEXES

NATIONAL NUMBER INDEX

STOCK NUMBER	FIG.	ITEM	STOCK NUMBER	FIG.	ITEM
2990-00-388-2670	30	1	4710-00-572-8603	22	11
5210-00-402-9619	48	4	5342-00-572-8726	11	3
5331-00-403-0024	12	12	5342-00-572-8726	11	15
5310-00-407-9566	2	23	5331-00-579-6495	38	48
5310-00-407-9566	7	21	2940-00-580-6283	16	5
5310-00-407-9566	13	5	5310-00-582-5965	11	25
5310-00-407-9566	14	2	5310-00-582-5965	23	5
5310-00-407-9566	14	5	5310-00-582-5965	28	2
5310-00-407-9566	17	6	5310-00-582-5965	32	4
5310-00-407-9566	19	5	5310-00-582-5965	38	28
5310-00-407-9566	35	8	5310-00-584-5272	38	9
5310-00-416-4070	26	7	5120-00-591-6631	42	8
3120-00-422-3968	35	5	5120-00-591-6631	47	3
5305-00-432-8422	37	28	4910-00-591-6632	42	11
5342-00-435-2347	5	18	4910-00-591-6633	47	18
5310-00-442-0966	38	35	4910-00-591-6634	40	10
5305-00-455-7168	32	6	4910-00-591-6640	45	12
4910-00-456-7620	40	9	4730-00-595-4417	22	8
5305-00-461-5860	38	44	5310-00-595-8121	18	2
5340-00-462-2171	30	13	5331-00-599-0505	5	5
5330-00-466-0467	19	3	5331-00-599-2321	37	58
4710-00-466-7726	24	20	5330-00-599-5577	21	16
4730-00-470-1791	34	20	5330-00-599-6624	4	1
5305-00-477-4671	38	54	2815-00-600-5567	11	7
5315-00-480-4453	23	3	4910-00-603-8925	42	12
5310-00-482-1999	38	53	5306-00-604-7961	33	5
5310-00-483-8791	32	14	5331-00-604-8094	16	8
4720-00-485-7167	24	6	5365-00-608-0486	20	23
4730-00-488-5899	24	21	5325-00-608-9214	16	3
4730-00-488-5899	31	8	5330-00-612-3123	33	12
4730-00-488-5899	34	8	5342-00-612-3134	33	11
5210-00-494-1738	42	5	5330-00-613-9397	2	21
5120-00-494-1843	41	7	5330-00-613-9397	13	9
5120-00-494-1846	45	7	5315-00-616-5525	26	4
5340-00-499-3597	22	4	9525-00-618-0257	BULK	2
5310-00-508-5439	38	23	5360-00-619-8198	33	14
3120-00-511-2336	6	8	3120-00-620-4779	11	39
5310-00-517-6564	38	4	2910-00-624-0736	21	13
5310-00-517-6564	38	7	5330-00-629-6340	16	7
2910-00-524-7862	21	26	5130-00-629-9782	45	1
6685-00-525-8109	41	4	5331-00-633-6827	38	45
5310-00-532-8136	3	4	5310-00-637-9541	2	36
5210-00-538-8465	41	6	5310-00-637-9541	5	17
5305-00-543-2866	7	14	5310-00-637-9541	7	2
5305-00-543-2866	17	4	5310-00-637-9541	10	15
5325-00-543-3615	33	10	5310-00-637-9541	12	2
5305-00-543-4372	14	14	5310-00-637-9541	14	13
5305-00-543-4372	15	8	5310-00-637-9541	15	4
5306-00-543-5696	7	13	5310-00-637-9541	16	20
4930-00-545-8639	42	4	5310-00-637-9541	17	2
5307-00-550-1879	18	5	5310-00-637-9541	22	2
5310-00-550-3915	28	7	5310-00-637-9541	27	2
5310-00-550-3915	30	6	5310-00-637-9541	28	11
5306-00-550-9129	37	53	5310-00-637-9541	33	17
5330-00-551-0433	33	6	5310-00-637-9541	34	6
2815-00-567-2501	19	1	5305-00-638-8920	12	8
2815-00-567-2502	18	3	3940-00-646-6893	40	1

CROSS REFERENCE INDEXES

NATIONAL NUMBER INDEX

STOCK NUMBER	FIG.	ITEM	STOCK NUMBER	FIG.	ITEM
5325-00-657-7565	29	6	2920-00-764-7365	38	29
3120-00-661-7616	11	9	2930-00-767-7881	13	16
3120-00-661-7640	11	8	2930-00-767-7882	13	15
3120-00-662-1651	11	2	5310-00-774-9545	2	17
3120-00-662-1651	11	11	5310-00-775-5139	38	3
3120-00-662-1651	11	14	5310-00-775-5139	38	36
5315-00-662-9093	11	6	4910-00-779-6078	47	21
5315-00-662-9093	11	12	4910-00-779-6392	43	10
5315-00-662-9093	11	18	4910-00-779-7103	48	3
5340-00-662-9735	11	4	4910-00-779-7225	45	8
5340-00-662-9735	11	10	5365-00-779-7308	47	23
5340-00-662-9735	11	16	4910-00-779-7315	47	24
5360-00-664-7850	21	15	5330-00-780-5221	18	4
5330-00-675-5174	37	57	3020-00-780-5222	7	25
5360-00-682-7190	17	21	4730-00-780-5223	22	12
5330-00-682-7195	17	16	5330-00-780-5231	23	36
5360-00-689-8264	11	35	5330-00-780-5231	28	13
5330-00-689-8265	12	13	5330-00-780-5233	28	9
3040-00-692-4152	10	13	2990-00-780-5236	23	38
3040-00-698-2915	21	20	2990-00-780-5237	31	12
4910-00-705-9278	48	2	5306-00-780-5241	11	21
5315-00-707-1253	20	26	5330-00-780-5242	17	12
4940-00-711-1918	43	5	5330-00-780-5243	2	20
4940-00-711-1918	43	6	3040-00-780-5251	31	5
4940-00-711-1919	43	4	3040-00-780-5252	31	7
5120-00-711-1920	42	13	5315-00-780-8097	11	5
5340-00-720-6213	15	7	5315-00-780-8097	11	17
5340-00-721-9658	30	3	6680-00-780-8099	15	9
4910-00-722-3877	40	11	5310-00-780-8102	13	21
5305-00-725-2317	12	1	5306-00-780-8109	23	35
5305-00-725-2317	16	23	5310-00-780-8116	23	49
5305-00-725-2317	33	1	2910-00-781-1354	33	2
5330-00-725-2388	24	25	5305-00-781-3926	28	10
2920-00-728-2040	38	40	5305-00-781-3926	35	2
5310-00-732-0558	7	15	5305-00-781-3927	17	13
5310-00-732-0558	15	15	5305-00-781-3928	7	27
5310-00-732-0559	7	1	5330-00-781-7117	34	15
5120-00-733-8874	44	10	3120-00-781-7773	6	7
5120-00-733-8888	40	13	5306-00-781-7777	23	27
3120-00-733-9915	37	20	5305-00-782-9489	20	6
5330-00-735-4298	16	22	5110-00-785-1016	42	14
2910-00-735-6187	20	4	5120-00-785-1017	43	1
4910-00-736-1371	43	9	2815-00-789-1006	5	1
5310-00-737-5429	30	14	5330-00-789-4846	2	31
5120-00-740-3345	42	6	5306-00-789-4849	8	14
5120-00-740-3347	41	1	3120-00-789-4851	8	16
4730-00-745-7741	14	3	4720-00-789-4862	31	9
4820-00-752-9040	2	6	4720-00-789-4863	31	10
4820-00-752-9040	34	10	5330-00-789-4867	13	18
5305-00-753-4161	7	10	5310-00-789-4870	13	20
5365-00-753-9528	37	12	5330-00-789-4871	13	17
9390-00-757-7131	37	43	2940-00-789-4873	16	1
5977-00-758-9555	38	18	5306-00-792-8248	5	23
5340-00-759-0542	20	21	3110-00-792-8990	35	16
5365-00-761-1985	10	8	5365-00-792-9028	10	9
5310-00-761-6882	32	3	5360-00-792-9771	20	28
4910-00-764-5626	46	12	4910-00-795-0189	42	2

CROSS REFERENCE INDEXES

NATIONAL NUMBER INDEX

STOCK NUMBER	FIG.	ITEM	STOCK NUMBER	FIG.	ITEM
4910-00-795-0198	42	3	2815-00-903-0907	17	22
5360-00-801-8731	16	10	3040-00-903-0908	26	12
5325-00-803-7316	26	13	5365-00-903-0909	17	19
5325-00-804-4997	26	10	5365-00-903-0909	17	26
5310-00-807-1367	2	33	4910-00-907-0713	47	16
5120-00-808-5078	47	22	5120-00-907-8989	47	15
5120-00-808-5082	43	12	4730-00-908-3193	9	14
5120-00-808-5083	45	15	2935-00-908-9733	16	15
5120-00-808-5209	43	7	2935-00-908-9733	16	17
5120-00-808-5230	41	10	5120-00-909-5706	47	6
5360-00-812-0196	37	7	2930-00-909-5950	34	2
5365-00-816-9144	23	15	3020-00-911-9950	21	18
5365-00-819-4875	23	16	5360-00-913-1199	30	7
5310-00-820-6653	36	5	5330-00-914-0703	37	11
5305-00-821-3869	10	17	4910-00-918-0583	40	12
5305-00-821-3869	34	19	5120-00-918-0587	44	2
5310-00-822-2236	37	6	2990-00-918-4206	23	34
5310-00-822-2241	37	8	5340-00-919-2876	2	14
5306-00-822-3685	21	7	2815-00-921-5334	12	4
8950-00-823-7664	40	5	3040-00-921-5339	11	23
3120-00-828-6852	37	46	5365-00-921-5340	23	43
3120-00-830-0246	10	21	3120-00-921-5342	5	6
5330-00-833-0870	16	13	5342-00-921-5343	31	18
2910-00-833-1000	20	12	5330-00-921-5344	2	16
5310-00-833-1013	20	25	3040-00-921-5345	26	5
2940-00-834-1157	16	2	2815-00-921-5348	2	5
5331-00-838-6729	38	31	3010-00-921-5352	23	26
5340-00-838-9696	20	17	5340-00-921-5355	2	22
5340-00-841-9141	11	20	3040-00-921-5357	10	19
5306-00-845-1621	21	25	5305-00-921-5364	2	37
5306-00-846-3246	21	5	2815-00-921-5368	13	12
5330-00-846-9841	33	7	5340-00-921-5369	13	19
4820-00-849-1220	33	15	2990-00-921-5372	29	1
4820-00-849-1220	33	24	4710-00-921-5373	15	6
5365-00-849-2105	23	40	4330-00-921-5375	16	18
2950-00-849-2110	23	41	2815-00-921-5378	5	20
5340-00-849-2111	23	39	5340-00-921-5379	12	6
5365-00-849-2283	20	15	5340-00-921-5380	5	12
4330-00-849-2672	33	22	5340-00-921-5386	2	15
6685-00-857-4895	40	3	2815-00-921-5388	17	10
2930-00-866-9382	26	15	3120-00-921-5389	2	3
2815-00-866-9402	8	1	3120-00-921-5390	2	3
5330-00-866-9403	35	17	3120-00-921-5396	8	16
5306-00-870-6222	16	14	3120-00-921-5397	8	16
4910-00-870-6283	40	8	3120-00-921-5398	8	16
5120-00-872-6015	43	13	5325-00-921-6413	2	41
5340-00-880-0446	35	20	3020-00-921-6994	10	2
5330-00-880-1263	2	19	5340-00-922-2018	26	8
5310-00-880-1264	2	18	2910-00-922-2424	33	23
5310-00-880-7746	14	11	3120-00-922-6487	6	9
2910-00-884-1207	33	19	5360-00-930-3251	30	2
5340-00-885-5731	11	36	5330-00-930-3254	25	17
4720-00-893-5429	24	2	5325-00-930-3257	25	23
5365-00-901-1032	2	32	3120-00-930-3265	17	28
5120-00-901-6182	40	2	5365-00-930-3266	6	4
5365-00-902-7803	23	16	5365-00-932-4869	6	2
5365-00-902-7804	23	16	2990-00-932-7375	23	33

CROSS REFERENCE INDEXES

NATIONAL NUMBER INDEX

STOCK NUMBER	FIG.	ITEM	STOCK NUMBER	FIG.	ITEM
2910-00-932-9634	33	3	2990-00-999-2528	31	11
5306-00-933-0994	2	9	5180-00-999-4053	43	8
5120-00-936-4377	44	3	5330-00-999-7210	15	14
4730-00-937-0229	20	9	5120-00-999-8618	44	5
3460-00-937-5521	46	3	5340-01-006-4589	42	1
5120-00-937-6139	41	13	5330-01-011-4612	37	32
5120-00-937-6140	44	7	2815-01-014-3139	21	24
5120-00-937-6143	45	14	5325-01-015-5414	25	14
5120-00-937-7266	48	6	2835-01-015-5418	25	5
5130-00-937-7280	45	4	5310-01-015-5419	25	3
5130-00-937-7281	46	4	5306-01-015-5430	31	1
5210-00-937-7284	44	1	2815-01-016-0425	17	18
5210-00-937-7285	46	7	5340-01-016-0437	32	15
5110-00-937-7628	46	2	3120-01-016-0438	32	10
5110-00-937-7629	47	9	2910-01-016-0439	21	12
5110-00-937-7630	47	10	5365-01-016-0443	25	16
5306-00-940-9028	10	10	2910-01-016-5501	28	8
5305-00-940-9034	23	44	5305-01-018-5215	15	13
5306-00-940-9062	23	45	5306-01-020-6895	23	21
5305-00-942-2196	2	35	2910-01-022-8183	33	21
5330-00-944-4148	7	3	5340-01-024-6099	33	13
5330-00-944-7065	17	17	2910-01-025-3769	32	5
4710-00-944-7066	14	6	5120-01-025-8062	41	12
5330-00-944-7073	14	7	5120-01-026-0306	45	10
4730-00-947-4290	15	10	3110-01-027-3183	21	21
5305-00-947-7645	17	1	4730-01-028-5038	24	4
5306-00-947-7990	23	50	5180-01-035-1314	47	17
2815-00-953-1401	5	10	2815-01-035-1750	14	15
5120-00-960-2799	47	20	5342-01-035-1755	24	1
5305-00-964-0503	26	6	4820-01-035-6082	32	1
5310-00-965-6000	37	10	5330-01-037-4129	24	27
2815-00-966-9103	11	13	2815-01-037-5250	7	26
2815-00-966-9104	11	1	5180-01-038-0251	47	1
5310-00-966-9141	23	47	3120-01-038-8401	6	9
5310-00-971-7989	30	11	3120-01-038-8402	6	9
5120-00-977-5578	41	16	5306-01-039-9601	13	23
3940-00-977-7398	41	15	5305-01-039-9605	30	10
5330-00-980-1546	36	1	2990-01-039-9606	24	13
5305-00-983-6621	17	14	2990-01-040-2432	7	18
5305-00-983-6625	14	4	2815-01-040-2632	15	12
5305-00-984-3021	23	13	5110-01-048-2199	42	15
5305-00-984-6191	38	20	5120-01-048-3117	41	19
5210-00-990-3327	46	9	5210-01-048-7085	41	11
5305-00-990-6444	36	3	2930-01-051-7920	17	15
5305-00-990-8632	7	28	5331-01-053-2907	37	65
5305-00-990-8632	23	42	5331-01-053-7021	37	64
5305-00-990-8632	34	5	5310-01-055-4420	9	11
4720-00-994-5788	22	5	4720-01-056-0097	34	9
2590-00-999-2340	5	19	5360-01-057-2935	31	16
2815-00-999-2348	2	40	5340-01-057-4230	9	10
2910-00-999-2349	23	28	5220-01-061-4248	46	8
2910-00-999-2351	21	6	6685-01-061-4253	44	8
3040-00-999-2352	21	2	5340-01-062-2226	33	4
2910-00-999-2396	21	4	3120-01-063-9810	11	38
5310-00-999-2397	21	1	4730-01-069-3216	24	9
2920-00-999-2526	37	38	5210-01-070-4543	44	12
5310-00-999-2527	37	40	4730-01-075-7310	22	6

CROSS REFERENCE INDEXES

NATIONAL NUMBER INDEX

STOCK NUMBER	FIG.	ITEM	STOCK NUMBER	FIG.	ITEM
2920-01-076-9812	38	17	3020-01-123-0303	10	24
2920-01-077-0911	38	8	3020-01-123-8875	10	20
2815-01-077-5096	31	15	4730-01-125-9989	13	10
2815-01-078-1333	9	1	4730-01-125-9989	34	3
5305-01-078-1999	9	5	5340-01-127-0445	38	63
2815-01-078-2723	9	8	5342-01-127-5275	38	16
2815-01-078-2724	9	6	5342-01-127-5636	38	19
5305-01-078-4967	31	20	2920-01-127-5661	38	46
5306-01-078-4969	9	12	3120-01-127-6531	2	3
5330-01-079-6372	38	64	4910-01-127-7959	41	9
5305-01-080-4755	38	5	2910-01-128-4492	21	8
5330-01-083-3980	12	9	5310-01-129-7508	37	34
2920-01-087-0997	38	1	5310-01-132-0830	2	10
5306-01-087-9731	24	10	5120-01-132-5463	47	7
5330-01-088-2740	9	13	5120-01-132-5464	47	12
5360-01-089-7480	31	17	4820-01-132-6317	13	14
5305-01-090-0737	22	15	5365-01-133-9149	10	3
5210-01-091-8354	41	20	5310-01-133-9152	19	2
6635-01-093-3710	39	3	2920-01-134-3486	37	50
5365-01-093-7766	28	6	5342-01-134-5516	22	16
5310-01-106-9929	38	2	5315-01-137-3373	2	12
5340-01-108-2417	2	26	4940-01-138-8259	45	9
5340-01-109-4609	38	22	5325-01-139-9845	37	9
5330-01-109-6608	7	4	5325-01-139-9845	37	55
3120-01-111-9326	38	65	5306-01-140-7888	22	17
5310-01-112-1738	38	47	5330-01-143-2300	26	2
5310-01-112-1740	38	59	5305-01-143-2328	32	2
9390-01-112-3500	37	45	5342-01-144-1937	17	25
3120-01-112-4303	38	13	5310-01-144-3121	37	1
5120-01-112-5031	39	2	2920-01-147-2208	38	51
5315-01-113-0395	38	49	4720-01-147-3826	24	22
5331-01-113-9678	37	49	5120-01-147-7923	41	5
5340-01-115-3548	37	44	5330-01-148-8683	11	41
2815-01-116-7109	23	31	4730-01-149-7156	15	11
5360-01-117-3163	23	32	2920-01-155-5843	38	52
3120-01-117-6103	29	4	5977-01-155-7352	38	34
5310-01-118-2476	37	13	4730-01-157-6223	22	9
5310-01-118-2476	37	16	4730-01-157-6224	24	3
4710-01-118-5567	24	17	3130-01-157-8861	2	8
5330-01-118-5600	2	27	5315-01-157-8866	30	9
4710-01-118-5621	22	10	5342-01-157-8867	26	11
5970-01-118-6746	38	33	4730-01-157-8938	22	14
5970-01-118-6753	38	32	3120-01-157-8943	6	7
2920-01-118-6906	38	57	4910-01-158-3981	45	11
2990-01-118-8187	29	7	2920-01-159-9529	38	56
2815-01-119-4960	8	1	4820-01-160-8172	3	6
5310-01-120-6997	38	25	5342-01-162-7865	25	2
5305-01-120-7738	38	37	4910-01-163-7893	47	2
2920-01-121-0168	38	41	4910-01-163-7894	47	4
5305-01-121-5475	38	24	3040-01-165-8316	28	3
3120-01-121-5608	38	43	3040-01-166-1185	23	30
3020-01-122-5181	23	18	5120-01-166-5167	42	9
3020-01-122-5905	23	17	5220-01-167-4281	46	5
3020-01-122-7790	10	11	5180-01-167-8073	42	10
3020-01-122-7912	26	3	5120-01-169-5300	45	16
3020-01-122-8251	21	3	5306-01-169-5526	12	10
3020-01-122-8276	6	6	4910-01-170-4914	47	19

CROSS REFERENCE INDEXES

NATIONAL NUMBER INDEX

STOCK NUMBER	FIG.	ITEM	STOCK NUMBER	FIG.	ITEM
5120-01-170-4922	47	5	2990-01-234-7368	17	8
5120-01-170-4924	46	6	3040-01-234-8467	25	19
5330-01-176-7872	6	7	2910-01-234-8566	20	16
5310-01-177-5910	7	8	2815-01-235-0841	25	4
5310-01-178-0069	37	33	2815-01-235-1507	23	2
2910-01-182-4019	31	13	3040-01-235-5038	10	12
2910-01-182-4020	31	2	2815-01-235-5043	9	3
2520-01-187-3619	38	50	2815-01-235-5044	9	9
5970-01-187-3623	38	58	4310-01-235-5712	25	1
4730-01-187-6671	3	2	4320-01-235-5731	17	9
5306-01-188-0689	35	21	2540-01-238-8792	27	5
4730-01-188-3492	2	2	2920-01-239-3362	25	10
4730-01-188-3492	2	25	5310-01-239-5071	20	1
4730-01-188-3492	15	2	4720-01-239-7960	23	10
4730-01-188-3492	35	10	5340-01-239-8166	11	22
2920-01-188-7438	36	2	5306-01-239-9393	17	5
5306-01-193-9291	7	19	5365-01-239-9477	25	18
5306-01-193-9291	10	16	4910-01-240-3101	40	7
5330-01-196-2504	13	3	2950-01-241-2465	25	6
5120-01-197-6720	39	1	5330-01-242-0467	9	4
2815-01-199-7910	11	42	5330-01-242-2697	23	37
4730-01-204-4417	22	13	2920-01-242-3075	37	3
2950-01-205-3197	25	11	5210-01-242-4091	41	2
5315-01-205-3204	10	5	5120-01-242-4092	44	9
4330-01-205-5985	33	25	5315-01-242-4093	44	11
4810-01-209-3412	6	3	4730-01-242-4128	37	24
5325-01-209-7050	12	14	9390-01-245-4340	37	62
5310-01-209-7979	2	38	5365-01-245-7257	23	11
4730-01-210-4252	17	23	5331-01-245-8777	37	22
2815-01-210-6950	3	3	5210-01-245-9564	40	16
2815-01-211-8632	8	1	5331-01-246-0624	37	63
5315-01-214-1876	6	12	5330-01-247-2375	23	7
5310-01-216-6636	16	4	5975-01-247-5531	37	25
5130-01-216-7295	45	5	2815-01-248-2554	2	1
5130-01-216-7809	45	2	2940-01-251-0666	9	7
2950-01-218-2103	23	1	4720-01-251-3203	9	15
2815-01-219-4102	17	7	4710-01-252-4896	24	5
2950-01-220-3253	24	26	5310-01-254-1373	23	15
2815-01-220-6659	8	4	5306-01-254-6351	8	12
2815-01-220-9169	8	3	5977-01-254-9472	37	26
2815-01-220-9175	8	9	3040-01-255-0950	11	31
2815-01-220-9380	8	13	6150-01-257-4462	37	29
4730-01-222-0914	20	2	6150-01-257-6489	37	48
4730-01-223-3510	3	7	5950-01-257-7979	37	37
5365-01-223-7179	8	11	6115-01-259-5881	37	39
5330-01-224-1474	8	6	5970-01-266-3960	38	14
5340-01-224-1560	8	10	3120-01-266-6465	37	56
5330-01-226-9241	8	2	5970-01-267-0174	37	59
3120-01-227-5718	8	8	5970-01-267-0175	37	61
2815-01-230-0203	KIT	4	9390-01-267-0638	37	23
2815-01-230-0204	8	7	3110-01-268-2597	25	21
2815-01-230-0206	KIT	2	5305-01-268-6842	37	18
2815-01-230-0207	8	17	5935-01-269-8110	37	15
5310-01-232-1267	37	21	5305-01-271-6410	37	47
6105-01-234-1037	23	23	2920-01-272-2446	37	52
2815-01-234-7351	23	24	5970-01-273-2514	37	60
2815-01-234-7352	23	12	5977-01-273-2519	37	27

CROSS REFERENCE INDEXES

NATIONAL NUMBER INDEX

STOCK NUMBER	FIG.	ITEM	STOCK NUMBER	FIG.	ITEM
5306-01-276-0834	25	8	4720-01-450-8836	3	10
3120-01-279-1228	38	30	2950-01-475-9708	25	12
5340-01-283-5646	3	12	2835-01-475-9710	24	15
5305-01-289-9750	35	7	2835-01-481-2647	18	6
2930-01-290-4054	13	2	5970-01-481-7595	38	55
5640-01-291-9010	24	11	2920-01-485-6579	37	19
5305-01-294-2234	37	41	2520-01-485-6586	37	54
5975-01-294-8966	37	5	5310-01-485-9328	31	19
5120-01-297-2374	48	5	2920-01-499-3503	38	42
5306-01-297-6987	21	27	9505-01-511-2149	18	7
3030-01-301-8013	35	1	9505-01-511-2149	24	16
3110-01-302-9300	38	38	4130-01-528-1861	33	8
3120-01-302-9301	38	39	5310-01-597-3896	31	6
5360-01-303-9565	20	19	5330-00-792-9839	KIT	1
5340-01-304-2471	20	20			
3120-01-306-9870	38	61			
5970-01-308-0374	38	26			
4730-01-312-1403	32	16			
5305-01-312-4837	38	21			
4730-01-321-6412	3	8			
5305-01-325-8386	37	2			
5999-01-329-0309	38	60			
6150-01-333-9318	38	6			
6685-01-334-8995	34	13			
4730-01-335-0228	3	9			
4710-01-335-7489	3	13			
4710-01-335-7490	3	5			
5305-01-335-9963	25	15			
5305-01-336-3205	24	14			
5305-01-336-5925	24	30			
2950-01-340-6940	25	13			
4820-01-342-6000	23	8			
4730-01-345-7333	23	9			
5330-01-346-3821	2	28			
5330-01-347-8154	23	48			
5330-01-347-8155	35	19			
5945-01-362-5670	37	17			
6150-01-363-4651	37	14			
5340-01-363-7839	5	14			
2910-01-364-6635	20	7			
2815-01-367-2053	6	10			
4720-01-368-5211	34	4			
2990-01-369-3787	24	28			
5340-01-369-4180	24	29			
2815-01-370-3665	KIT	3			
5210-01-373-9397	41	21			
5330-01-383-3753	16	6			
4730-01-398-7635	2	7			
4730-01-398-7635	5	7			
5310-01-407-9027	37	36			
5970-01-408-7752	37	31			
5340-01-435-0416	12	11			
2815-01-442-6636	23	4			
4710-01-446-3824	20	3			
5330-01-447-2019	30	12			
5330-01-450-6808	21	9			
4710-01-450-8835	3	1			

CROSS REFERENCE INDEXES

PART NUMBER INDEX

PART NUMBER	FIG.	ITEM	PART NUMBER	FIG.	ITEM
00513	30	3	1595620	16	6
1370	38	28	1622744	23	9
2434	38	3	1743512	32	16
2434	38	36	1851604	37	32
3249	38	15	1851960	37	49
5955	38	23	1852894	37	27
6673	39	3	1893562	37	50
9320	48	3	1894635	37	46
30205	37	35	1894642	37	64
41423	38	35	1894643	37	65
52377	38	55	1911644	37	51
52720	38	34	1914869	37	53
71061	38	43	1916272	37	58
73466	38	57	1934478	37	38
73500	38	38	1936466	37	40
73502	38	44	1945356	37	12
73503	38	5	1948519	37	4
73571	38	63	1948520	37	6
73579	38	29	1948521	37	7
73587	38	49	1948526	37	8
74980	38	31	1948529	37	66
75777	38	59	1949619	37	43
78138	38	8	1955994	37	20
78414	38	13	1964857	37	11
78417	38	16	1968998	37	28
78419	38	37	1978754	37	45
78420	38	33	1979365	37	1
78433	38	41	1979451	37	13
79832	38	58	1979451	37	16
95780	38	61	1985246	37	24
97799	38	64	1985247	37	62
103342	24	31	1985304	37	63
103361	31	3	1985314	37	25
103709	21	14	1985320	37	22
120613	31	19	1985617	37	21
140580	22	16	1988093	37	54
141195	21	23	1988096	37	56
141212	23	14	1988097	37	52
141242	23	3	1988099	37	36
141346	2	11	1988100	37	60
179846	34	17	1988108	37	42
186622	3	11	1988125	37	30
186628	22	1	1988128	37	29
193268	17	5	1988135	37	18
215386	13	23	1988137	37	48
225087	38	6	1988138	37	23
272429	17	1	1988339	37	59
272473	7	10	1988340	37	61
274946	32	6	1988435	37	39
444688	38	11	1988439	37	26
446597	13	22	1988442	37	37
452712	12	14	1988776	37	5
454065	32	2	1989017	37	14
454749	32	7	3719219	21	25
454749	32	9	4211600	24	28
839103	8	15	4221221	24	29
0907394	35	5	5100313	21	18

CROSS REFERENCE INDEXES

PART NUMBER INDEX

PART NUMBER	FIG.	ITEM	PART NUMBER	FIG.	ITEM
5100363	24	7	5108066	21	8
5101016	8	1	5108278	3	10
5101163	18	7	5108919	11	34
5101163	24	16	5109157	2	14
5101258	31	17	5109496	12	13
5101295	31	16	5109517	12	12
5101391	12	11	5109549	34	20
5101392	31	20	5109680	34	2
5101397	31	15	5109807	12	4
5101402	32	5	5111467	5	3
5101505	7	26	5113800	35	18
5101798	30	9	5114048	3	9
5102155	32	1	5115214	13	13
5102257	21	26	5115214	34	18
5102270	30	10	5116072	11	19
5102567	15	12	5116125	11	26
5102574	24	17	5116128	11	23
5102575	24	13	5116164	23	16
5102584	7	18	5116165	23	15
5102708	28	3	5116166	23	16
5102982	15	11	5116167	23	16
5103045	2	12	5116170	23	43
5103474	26	2	5116198	10	9
5103635	9	12	5116205	18	4
5103636	9	8	5116242	5	21
5103642	9	5	5116242	34	14
5103646	9	13	5116262	5	6
5103647	9	6	5116264	31	18
5103786	28	8	5116265	31	14
5103975	30	1	5116290	2	18
5104293	35	21	5116292	2	16
5104301	23	24	5116301	7	25
5104370	3	3	5116341	11	28
5104391	35	15	5116357	2	21
5104392	35	12	5116357	13	9
5104439	18	2	5116418	26	5
5104514	9	11	5117786	34	15
5104515	9	10	5119198	11	21
5104550	17	8	5119218	2	5
5104597	22	17	5119266	15	14
5104701	5	5	5119282	35	19
5104714	17	7	5119283	35	20
5104839	34	9	5119285	26	14
5106223	12	9	5119293	5	11
5106360	10	3	5119368	17	12
5107071	6	6	5119394	23	41
5107072	10	11	5119395	23	40
5107073	10	24	5119412	23	33
5107075	10	20	5119426	17	15
5107079	26	3	5119429	23	39
5107083	23	18	5119433	23	48
5107084	23	17	5119438	23	36
5107087	21	3	5119438	28	13
5107440	2	26	5119466	23	34
5107812	6	7	5120740	16	14
5107931	19	2	5121077	10	8
5108025	22	10	5121205	16	22

CROSS REFERENCE INDEXES

PART NUMBER INDEX

PART NUMBER	FIG.	ITEM	PART NUMBER	FIG.	ITEM
5121207	2	19	5131961	5	2
5121254	2	20	5132479	2	8
5121256	8	2	5132504	10	18
5121259	20	4	5132695	2	39
5121263	5	23	5132803	8	1
5121336	23	26	5132923	23	50
5121337	29	2	5133107	35	11
5121343	26	8	5133263	16	16
5121344	26	9	5133397	2	31
5121345	28	9	5133486	15	9
5121452	31	7	5133512	7	24
5121453	31	12	5133532	13	12
5121459	2	41	5133535	13	8
5121472	31	5	5133536	13	19
5122165	30	2	5133537	13	17
5122771	29	9	5133538	13	21
5122786	29	8	5133539	13	20
5123250	11	36	5133619	13	18
5123330	11	29	5133662	29	5
5123700	11	2	5133707	29	7
5123700	11	11	5133819	29	1
5123700	11	14	5134079	15	5
5123711	11	5	5134146	15	6
5123711	11	17	5134179	23	46
5123802	2	32	5134304	16	18
5123918	2	22	5134388	10	4
5124055	12	7	5134526	19	1
5124458	10	19	5134628	21	24
5125367	29	3	5135016	18	3
5125488	5	19	5135034	22	11
5125608	2	38	5135262	11	3
5125771	21	1	5135262	11	15
5125774	21	2	5135267	11	1
5126072	31	11	5135268	11	13
5126135	30	4	5135713	34	1
5126143	14	3	5135876	26	12
5126236	23	19	5135877	14	7
5126237	23	28	5135935	19	3
5126436	17	21	5136090	14	6
5126473	17	16	5136097	17	28
5126671	7	16	5136225	14	15
5126672	21	4	5136227	17	19
5126933	10	22	5136227	17	26
5126934	10	6	5136241	33	4
5127077	23	47	5136610	5	20
5127949	5	18	5137470	7	3
5127963	23	38	5138786	6	4
5128217	21	22	5138796	17	17
5128640	11	37	5138830	17	18
5129168	26	15	5138945	6	3
5129705	31	10	5139237	35	4
5129706	31	9	5139988	17	25
5130995	36	1	5139997	5	15
5131132	30	13	5140903	24	23
5131375	22	5	5141701	2	9
5131541	30	7	5142266	23	22
5131913	23	49	5143021	17	22

CROSS REFERENCE INDEXES

PART NUMBER INDEX

PART NUMBER	FIG.	ITEM	PART NUMBER	FIG.	ITEM
5143869	24	20	5154453	5	8
5144019	11	30	5154453	5	22
5144425	5	13	5154538	16	9
5144503	35	13	5155819	19	4
5144591	24	22	5157933	12	5
5145826	32	15	5159353	6	8
5145827	32	11	5160542	6	8
5145828	32	13	5161003	21	16
5146039	32	10	5162888	24	2
5146144	24	12	5164294	26	7
5146233	32	12	5166864	4	1
5146338	21	12	5170468	24	25
5146369	28	6	5171500	24	5
5146705	21	19	5171509	22	4
5146788	3	12	5172734	10	13
5147345	31	4	5174436	30	8
5147683	16	1	5174971	21	17
5147684	16	2	5174973	21	13
5147911	24	1	5175882	7	4
5148437	15	13	5177773	17	20
5149154	25	14	5178700	21	20
5149162	25	5	5180116	32	8
5149163	25	3	5180291	6	2
5149164	25	24	5180321	23	31
5149173	25	11	5180322	23	32
5149944	8	1	5184530	21	15
5149945	8	2	5186840	24	21
5149965	31	2	5186840	31	8
5149966	31	13	5186840	34	8
5150087	10	1	5187308	16	10
5150130	2	13	5187309	16	7
5150155	13	1	5187310	16	8
5150193	7	23	5188274	2	33
5150193	21	10	5189789	32	17
5150250	20	5	5192111	6	8
5150303	11	33	5195685	17	10
5150311	11	9	5196793	10	21
5150312	11	4	5197176	11	27
5150312	11	10	5197583	25	17
5150312	11	16	5197852	8	14
5150314	11	6	5197944	2	3
5150314	11	12	5197945	2	3
5150314	11	18	5197946	2	3
5150318	11	8	5197975	8	16
5150829	12	6	5197976	8	16
5150947	30	5	5197977	8	16
5151249	28	7	5197978	8	16
5151249	30	6	5197979	8	16
5151272	11	20	5198043	23	KIT
5151277	10	7	5198049	25	23
5151277	10	23	5198203	5	1
5151430	15	10	5198303	16	15
5151449	5	12	5198303	16	17
5151519	28	5	5198410	6	9
5151921	3	4	5198411	6	9
5152148	26	16	5198412	6	9
5152716	7	22	5198413	6	9

CROSS REFERENCE INDEXES

PART NUMBER INDEX

PART NUMBER	FIG.	ITEM	PART NUMBER	FIG.	ITEM
5198414	6	9	8547572	13	16
5198502	6	4	8675776	21	5
5198529	11	40	8708359	42	4
5198655	5	14	8708724	42	7
5198936	25	16	8920631	12	10
5198983	2	3	8921172	6	5
5198988	25	22	8921313	2	15
5199575	24	6	8921501	11	42
5199588	24	8	8921502	5	10
5199734	21	8	8921741	11	41
5199777	13	11	8921827	34	4
5199811	KIT	1	8921876	2	10
5226186	20	10	8922593	30	12
5226245	20	7	8922944	9	2
5226246	20	20	8922969	23	29
5226359	20	19	8922970	23	30
5226400	20	14	8923223	13	3
5226422	20	16	8923313	2	2
5226460	20	27	8923313	2	25
5226719	20	13	8923313	15	2
5228104	20	8	8923313	35	10
5228109	20	23	8923543	11	7
5228583	20	12	8923566	23	37
5228586	20	15	8923814	11	39
5228587	20	11	8923847	2	7
5228588	20	9	8923847	5	7
5228594	20	21	8923916	17	23
5228601	20	25	8923959	23	7
5228608	20	26	8924000	8	5
5228694	20	17	8924002	8	7
5228739	20	28	8924003	8	13
5229030	20	22	8924140	13	14
5229167	20	24	8924154	22	13
5229649	20	30	8924161	24	3
5570480	16	12	8924168	22	8
5573723	33	5	8924171	24	9
5573736	33	14	8924172	22	14
5574120	33	10	8924185	22	12
5574123	33	11	8924217	22	9
5574126	33	12	8924252	24	26
5574161	33	7	8924297	35	17
5574533	33	2	8924380	2	4
5575169	33	9	8924380	5	9
5575824	33	19	8924380	6	11
5575893	33	23	8924380	17	24
5702713	38	56	8924380	21	11
5705042	38	1	8924380	23	25
6116122	2	17	8924380	35	14
6435793	33	20	8924517	13	7
6436254	33	3	8924517	17	27
6437298	16	13	8924517	34	11
7375429	30	14	8924545	23	12
7551255	46	10	8924557	23	11
7950189	42	2	8924566	23	2
7950198	42	3	8924568	23	1
8350641	7	13	8924731	8	10
8547195	13	2	8924732	8	11

CROSS REFERENCE INDEXES

PART NUMBER INDEX

PART NUMBER	FIG.	ITEM	PART NUMBER	FIG.	ITEM
8924733	8	6	9414523	2	37
8924734	8	12	9416374	37	9
8924735	8	9	9416374	37	55
8925024	3	8	9418228	36	4
8925032	3	2	9420604	23	20
8925128	3	7	9421753	26	11
8925269	9	9	9422203	31	1
8925270	9	3	9428638	22	15
8925273	9	4	9437108	29	4
8925603	21	27	9441934	37	33
8925644	20	1	10495156	37	19
8925742	25	12	10495188	37	31
8925743	25	13	10497770	37	2
8925744	25	21	10498663	37	15
8925745	25	9	10499638	37	41
8925746	25	10	10499643	37	47
8925749	25	18	10505761	38	30
8925750	25	8	10511219	37	17
8925751	25	19	10516650	38	50
8925754	25	4	10875136	13	15
8925779	8	4	10881874	44	10
8925780	8	3	10881875	41	5
8925804	18	5	10881880	40	11
8925942	10	2	10881882	40	13
8925981	5	4	10881891	40	15
8926005	10	12	10881892	42	13
8926247	6	12	10881893	43	5
8926248	10	5	10881896	43	4
8926703	23	10	10881897	42	14
8926902	6	7	10881907	43	3
8926992	20	2	10899180	40	8
8926997	2	1	10930560	41	15
8927223	KIT	2	10934455	41	4
8927224	8	17	10942647	40	1
8927579	24	30	10949344	41	1
8927580	7	19	10955019	40	2
8927580	10	16	11504248	37	34
8927582	24	10	11662997	BULK	1
8927587	24	14	11678105	42	1
8927591	24	18	12313371	36	2
8927674	23	4	12313988	33	25
8927733	27	5	23500799	11	22
8927797	9	7	23501136	11	31
8928695	23	15	23501683	9	15
8928753	18	6	23502211	24	24
8929529	24	27	23502674	3	1
8996207	3	6	23502675	3	5
9409028	10	10	23502801	23	8
9409034	23	44	23503156	24	15
9409062	23	45	23503754	25	15
9409073	21	7	23503779	KIT	3
9409129	7	17	23503811	KIT	4
9409219	23	27	23503828	34	13
9409221	23	35	23504732	6	10
9411504	29	6	23504771	3	13
9412305	37	10	23504946	8	8
9414215	7	11	23505048	13	10

CROSS REFERENCE INDEXES

PART NUMBER INDEX

PART NUMBER	FIG.	ITEM	PART NUMBER	FIG.	ITEM
23505048	34	3	B1821BH031C088N	35	6
23505789	25	2	B1821BH031C100N	19	6
23511479	21	6	B1821BH031C125N	13	4
23511852	20	3	B1821BH031F075N	14	8
23512243	21	9	B1821BH038C075N	14	14
23515215	9	1	B1821BH038C075N	15	8
23516636	6	7	B1821BH038C100D	2	35
23524662	11	35	B1821BH038C100N	5	16
23528497	27	4	B1821BH038C100N	15	3
23530641	33	8	B1821BH038C125N	16	21
23530707	33	21	B1821BH038C125N	27	1
51247162	4	4	B1821BH038C150N	12	1
0200138336	38	2	B1821BH038C150N	16	23
2104099525	38	21	B1821BH038C150N	33	1
0F209	33	13	B1821BH038C175N	10	17
1211-60	40	3	B1821BH038C175N	34	19
13726M1	37	57	B1821BH038C200N	20	6
1DD486	11	32	B1821BH038C225N	12	8
24H1682	7	8	B1821BH038C250N	7	14
25N500PC49	7	7	B1821BH038C250N	17	4
298S30233	24	11	B1821BH038C275N	28	10
2BE518	38	10	B1821BH038C275N	35	2
2BF852	46	9	B1821BH038C350N	17	13
3S9643	34	12	B1821BH038C375N	7	28
4211483-1	1	1	B1821BH038C375N	23	42
441880-0002	25	1	B1821BH038C375N	34	5
442032-1	25	6	B1821BH038C400N	7	27
443688-1	25	20	B1821BH038C500N	26	6
5104526ND	23	23	B1821BH038F075N	10	14
62518-12	16	3	B1821BH038F113N	2	30
65-0251	46	11	B1821BH038F325N	7	9
65-1047	46	12	B1821BH038F350N	7	6
6-6-4 040427B	22	6	B1821BH044C125N	4	2
820504-52	26	1	B1821BH044C150N	24	32
871-5109630	34	16	B1821BH050C125N	33	26
885804X1C	35	16	B1821BH050C150N	2	34
A47889	37	44	B1821BH075F175N	6	1
A49757	37	3	B5107441	2	27
A-A-52155-1P37B2R	35	1	BH00163-6	25	7
A-A-52506-F-24	9	14	CS815-SVS-0704	2	40
AA5616AASBCB	15	1	DDE 23519095	31	6
AA59440/1-004	2	6	ER-431700	17	9
AA59440/1-004	34	10	FC9395-0606S	24	4
A-A-59440/1-005	33	15	F-F-351/7-3	16	5
A-A-59440/1-005	33	24	FP8924439	11	38
AES01C250750AW9A91	11	24	GA311-C	39	2
AES01C250750AW9A91	28	1	GPW9184	33	6
AMSE B18.6.3-HEX HE			HN-5228696	20	18
AD 10-24X7/8	38	24	J-04871-A	42	6
AS1352-5-14P	35	7	J-05902-14	45	4
B1821BH025C088N	23	6	J-05902-A	45	1
B1821BH025C100N	28	4	J-08385-A	45	8
B1821BH031C050N	14	1	J-08968-A	46	1
B1821BH031C063N	14	10	J1291-02	47	11
B1821BH031C075N	2	24	J-1508-E	41	8
B1821BH031C075N	30	15	J1698-02	40	16
B1821BH031C088N	7	20	J1853	41	3

CROSS REFERENCE INDEXES

PART NUMBER INDEX

PART NUMBER	FIG.	ITEM	PART NUMBER	FIG.	ITEM
J-1902-B	44	4	J5901-3	41	18
J-1930	41	14	J5902-13	45	2
J21068	47	21	J5902-14	45	3
J-21089	46	2	J5902-18	45	5
J-21223-B	47	15	J6202-01	45	11
J21224	47	16	J6471-02	48	6
J-21278-A	43	7	J6883-01	45	6
J-21460-A	47	2	J7079-2	41	16
J-21462-A	47	4	J7454	45	12
J21793-B	44	5	J7455-4	40	12
J-2196-A	47	22	J-7540	43	13
J-22062-A	40	9	J7557	43	9
J-22090-A	46	3	J-7593-03	42	10
J22091	41	17	J7773	43	10
J22273-A	44	6	J-7775-A	42	11
J22396-1	46	8	J7790	42	12
J22488	41	13	J-7792-01	48	1
J22490	44	7	J7872	48	4
J-22524	45	15	J7915-3C	40	7
J22525-3	42	15	J-7944	46	4
J22738-02	45	9	J8062	45	13
J23068	41	12	J-8128	45	7
J-23126	45	16	J-8150	47	12
J23185	41	11	J8152	47	13
J23190	41	6	J8170	47	7
J23435-C	47	1	J8984	47	23
J-23479-453	42	8	J8985	47	24
J-23479-453	47	3	J9418	47	8
J23679-A	47	17	J9418-1	47	10
J-23987-B	44	8	J9418-5	47	9
J24094	45	10	J9462-02	46	7
J-24420-C	43	8	J9479	43	11
J24519	42	9	J-9496	47	20
J24730	41	19	J9595	41	2
J24838	47	5	J9665	40	10
J24889	41	20	J9708-C	40	14
J25521	46	5	J-9737-D	44	1
J26554-A	41	9	J-9769	44	2
J28479	41	21	J9783	44	3
J29086	47	19	J9790	45	14
J-29197	46	6	M010071035	38	18
J3092-01	41	7	M014102576	38	42
J-3154-1A	43	12	M02102564	38	40
J-33421-A	48	2	M026095306S	38	22
J-34650	48	5	M0270780995	38	52
J35572	44	9	M029013539	38	46
J35619	44	11	M047095971	38	17
J4298-1	47	6	M119057022	38	19
J4757	42	5	M148095770	38	26
J-4983A	47	14	M148096032	38	60
J-4986-01	43	2	M177079144	38	51
J5209	47	18	M45913/1-6CG5C	33	18
J-5286-4C	43	6	M6855/4-10L089	40	4
J5286-8	43	1	M83248/1-906	38	12
J5347-B	44	12	MILF39093TYPE1	40	5
J-5438-A	44	13	MPD104-43	32	4
J5895	41	10	MS16624-1137	26	13

CROSS REFERENCE INDEXES

PART NUMBER INDEX

PART NUMBER	FIG.	ITEM	PART NUMBER	FIG.	ITEM
MS16625-1077	26	10	MS35769-7	2	28
MS16997-80	17	14	MS51846-28	22	7
MS16997-84	14	4	MS51967-2	32	3
MS17829-4F	32	14	MS51967-8	7	15
MS19059-4808	21	21	MS51967-8	15	15
MS20995NC20	BULK	2	MS51968-5	14	11
MS21045-7	18	1	MS51968-8	7	1
MS27183-14	35	3	MS535764-1277	23	21
MS21318-29	17	11	MS90725-6	38	27
MS21318-9	25	25	N24188-20	20	29
MS21333-59	15	7	NAS1351-3-6	38	54
MS27183-12	7	12	NAS1352-5-48P	23	13
MS27183-12	13	6	O-C-265	40	6
MS27183-12	14	9	OF203	16	11
MS27183-12	35	9	OF594	33	22
MS27183-14	2	29	P49866-11	2	36
MS27183-14	7	5	P49866-11	5	17
MS27183-14	12	3	P49866-11	7	2
MS27183-14	14	12	P49866-11	10	15
MS27183-14	15	16	TR4436	24	19
MS27183-14	16	19	YA342C	39	1
MS27183-14	17	3	Z053-074979	38	48
MS27183-14	22	3	Z053074981	38	45
MS27183-14	27	3	Z082078302	38	47
MS27183-14	28	12	Z082078421	38	32
MS27183-14	33	16	Z082095778	38	14
MS27183-14	34	7	Z0930-78423	38	25
MS35206-243	38	20	Z095036900	38	53
MS35207-261	36	3	Z095077721	38	39
MS35333-44	33	27	Z095097800	38	65
MS35338-44	11	25	Z098073450	38	4
MS35338-44	23	5	Z098073450	38	7
MS35338-44	28	2	Z111031757	38	66
MS35338-45	2	23	Z112007092	38	62
MS35338-45	7	21			
MS35338-45	13	5			
MS35338-45	14	2			
MS35338-45	14	5			
MS35338-45	17	6			
MS35338-45	19	5			
MS35338-45	35	8			
MS35338-46	12	2			
MS35338-46	14	13			
MS35338-46	15	4			
MS35338-46	16	20			
MS35338-46	17	2			
MS35338-46	22	2			
MS35338-46	27	2			
MS35338-46	28	11			
MS35338-46	33	17			
MS35338-46	34	6			
MS35338-47	4	3			
MS35338-48	38	9			
MS35338-50	36	5			
MS35691-1024	16	4			
MS35691-5	30	11			
MS35756-9	26	4			